

EC2

User Handbook




Congratulations, this EC2 is yours.

Please read and understand this user handbook
before operating this office chair.




Using & Adjusting Your EC2




Pneumatic Height Adjustment

To lower, pull lever up while seated.
To raise, pull lever up with no weight
on the seat.



Multi-Position Tilt Lock

Turn lever up to lock in position.
To unlock, turn lever down.



Telescopic Tension Knob

To adjust, pull knob out then turn clockwise to increase tension,
counter-clockwise to release tension. Push in extended knob
to lock.



Care Instructions

With regular care and maintenance, your EC2 will provide many years of superior performance and satisfaction.

Mechanism

Once a year, lubricate using light sewing machine oil or similar product. (Spray with plastic straw attached to sprayer). NOTE: To prevent dripping, avoid over lubrication which may cause damage to surrounding surfaces.

Plastic Parts

To clean, spray with a mild detergent and wipe off using a damp (water) cloth. Do not use abrasives or excessive amounts of cleaner.