

2023-2024



Heavy Duty Swing Gate Catalog & Pricing Guide



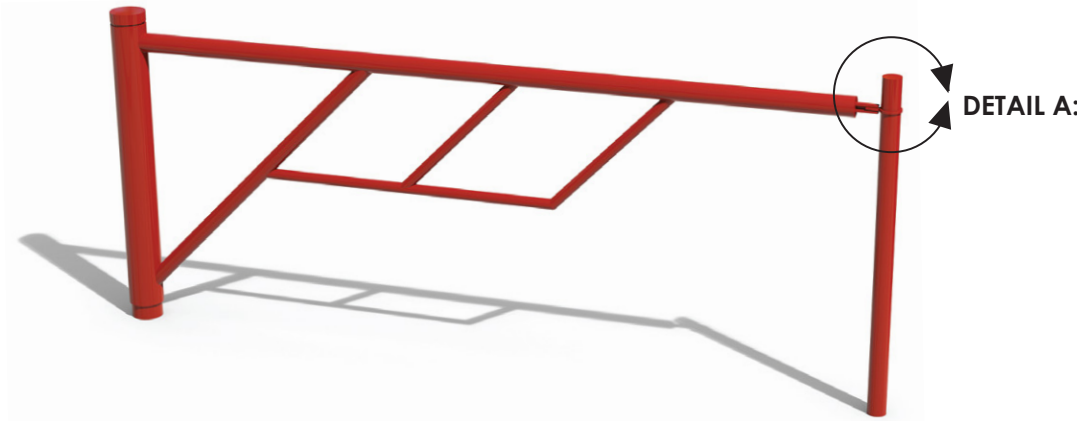
Bureau of
Correctional
Enterprises

HEAVY DUTY SWING GATES

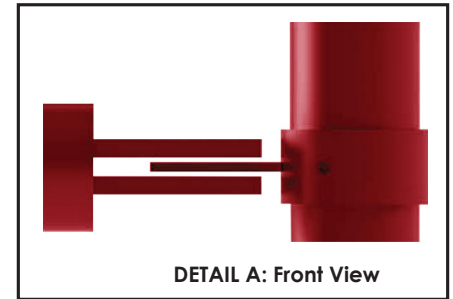


Standard Single Swing Gates and Hitching Post

• Standard Single Swing Gate •



• Hitching Post •



Swing Gate Options	Part Number	Powder Coat / Paint
• 12 ft. (156 in.) Swing Gate	HDSWG-12	Powder Coat or Paint
• 15 ft. (192 in.) Swing Gate	HDSWG-15	Powder Coat or Paint
• 20 ft. (252 in.) Swing Gate	HDSWG-20	Powder Coat or Paint
* Custom gate sizes available		
• 8 ft. (96 in.) Hitching Post	HDHP-96	Powder Coat or Paint

* Swing gates and hitching posts are sold separately.

** Prices may vary depending on powder coat or custom paint color choice.

*** Volume discounts are available, please contact sales for further pricing information.



Premium PPG Powder Coat Color Options (Below)




Red Baron




Bottle Green




Brilliant Blue



Derby Brown



Jet Black



Apollo White




Matthews Paint Custom Colors Options Available Upon Request



Standard Double Swing Gates

• Standard Double Swing Gate •

* Standard double swing gate comes with interlocking ends that easily secure gate when closed.



Swing Gate Options	Part Number	Powder Coat / Paint
• (2) 12 ft. (156 in.) Swing Gate	(2) HDSWG-12	Powder Coat or Paint
• (2) 15 ft. (192 in.) Swing Gate	(2) HDSWG-15	Powder Coat or Paint
• (2) 20 ft. (252 in.) Swing Gate	(2) HDSWG-20	Powder Coat or Paint
* Custom gate sizes available		

* Prices may vary depending on powder coat or custom paint color choice.

** Volume discounts are available, please contact sales for further pricing information.



Premium PPG Powder Coat Color Options (Below)




Baron Red




Bottle Green




Brilliant Blue



Derby Brown



Jet Black



Apollo White



Matthews Paint Custom Colors Options Available Upon Request



Vision Statement

The Bureau of Correctional Enterprises makes a demonstrable contribution to public safety through our valued staff. We provide training and work experience for inmates that leads to long term success while in prison and in the community upon re-entry. Together we provide high quality products and services to our customers.



State of Wisconsin
Bureau of Correctional Enterprises
Business Office and Showroom
3099 East Washington Avenue
Madison, WI 53704

BCE Product Development Center
Design. Support. Promote.