
MARATHON

FURNITURE

Price List Quarter 1

(January - March 2024)

Revised - March 8, 2024



General Information.....	3	D-Shape Desk.....	25
Handle Requirements/Selection Chart.....	4	F-Shape Desk.....	27
Color Options.....	5	Piano J-Shape Desk.....	29
Configuration L-Shape Desk.....	7	Hutches.....	33
Configuration P-Surface Desk.....	8	Accessories.....	34
Configuration Arcade Desk w/Hutch.....	9	Bookcases.....	35
Configuration Executive Desk.....	10	Pedestal Files.....	38
Rectangular Desk.....	12	Lateral Files.....	39
Rectangular Credenza.....	13	Vertical Files & Kiosks.....	41
Bridge.....	14	Combo Units.....	42
Square Shoe.....	15	Square & Round Tables.....	43
Arcade Desk.....	19	Conference Tables.....	44
P-Shape Desk.....	23	Racetrack Tables.....	45

Marathon Specifications

Manufactured using Fiberesin LPM+ hybrid composite Phenolic resin high density particle board. The thermofused surface is a blend of specialty resin and fibers. Matching wood grain PVC edge. Premium adjustable, invisible door hinges. Heavy duty, 100 lb. drawer slides. Classic steel drawer pulls in three finishes.

Warranty

10 Years for Structural Integrity and Surface Delamination. 1 Year for Glides, Slides, Hinges, and Hardware.

Types of Models


Marathon is not only available in a typical setup, but also available as individual pieces. The different pieces offered are: D-shaped Peninsula, P-Shaped Peninsula, Square Shoe, Executive Desk, Rectangular Desk, Bridge, Credenza, Corner Desk, Hutches, Bookcases, Pedestal Files and Lateral Files.

Room Reminders

When measuring your room for a Marathon Typical please keep in mind placement of light switches, outlets, windows, thermostats, heating registers or any other object that could effect the placement of your furniture. If you have any questions or concerns about your room measurements, please contact a sales representative so they may assist you.

Grommets

When ordering a piece with a partial leg, the leg will have a 4" half moon grommet cut out on the top of the leg. (See image below)



Dimensions

Unless otherwise noted, all desks, credenzas, and files have a 29" worksurface height with top included.

Special Services

Shipping:

Add 5% of Net for shipping.

Installation:


Add 8% of Net for Installation.

Specifications and prices subject to change without prior notice.

Number of Handles Required

Credenza	4 to 6	Vertical File 3 Drawer	3
Pedestal File/File	2	Vertical File 4 Drawer	4
Pedestal Box/Box/File	3	Vertical File 5 Drawer	5
Lateral File 2 Drawer	2	Kiosk	3
Lateral File 3 Drawer	3	Combo Unit	4
Lateral File 4 Drawer	4		

Level 1 Handles

		
Black 12-4999	Dull Brass W-FE14835-4	Dull Chrome W-FE14835-26D
		
6" Fox Handle BCEFOX6	Arch Handle Brushed Nickel 9398-IBPN-P	Arch Handle Polished Chrome 9399-1026-P
		
Arch Handle Black 9400-1055-P	Vini Handle Nickel 2-KP56024	Meadow Handle Brushed Nickel 2097-48PN-P
		
Meadow Handle Verona Bronze 2098-40VB-P	Meadow Handle Graphite 2280-4GPH-P	

Level 2 Handles (\$7.00 Net Price/each)

		
Black Rock Handle Black Bronze BP55277BBR	Black Rock Handle Satin Nickel BP55277G10	Black Rock Handle Gun Metal 2000647
		
Black Rock Handle Oil Rubbed Bronze BP55277ORB	Black Rock Handle Polished Nickel 200611	Black Rock Handle Golden Champagne BP55277BBZ
		
Riva Handle Satin Nickel BP55367G10	Riva Handle Graphite BP55367GPH	24" Fox Handle BCEFOX24

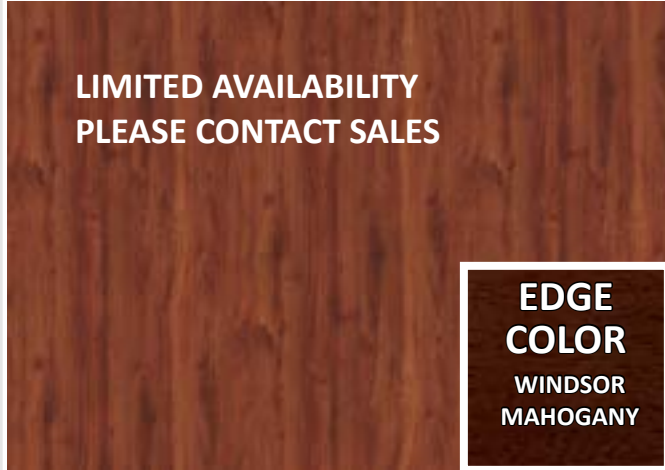
Color Options

Fiberesin™
Hard Rock Maple
FHM



**EDGE
COLOR**
HARD ROCK
MAPLE

Fiberesin
Windsor Mahogany
FWM



LIMITED AVAILABILITY
PLEASE CONTACT SALES

**EDGE
COLOR**
WINDSOR
MAHOGANY

Fiberesin
Washington Cherry
FWC



**EDGE
COLOR**
WILD CHERRY

Fiberesin
Carbon Oak
FCO



**EDGE
COLOR**
FLANNEL

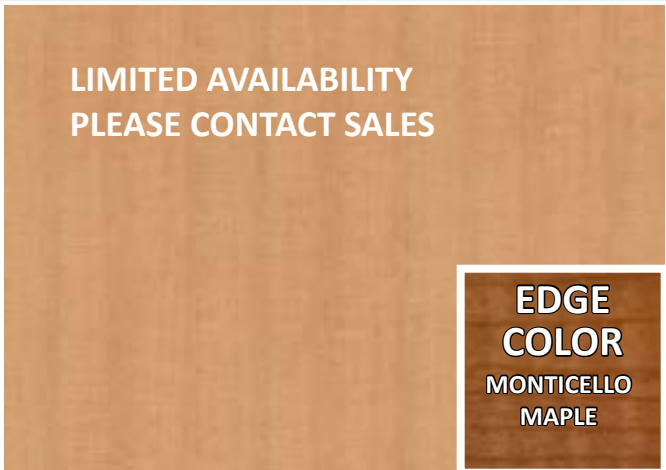
Fiberesin
Valencia Teak
FVT



LIMITED AVAILABILITY
PLEASE CONTACT SALES

**EDGE
COLOR**
ESPRESSO

Fiberesin
Monticello Maple
FMM




LIMITED AVAILABILITY
PLEASE CONTACT SALES

**EDGE
COLOR**
MONTICELLO
MAPLE

Grommet Color Options

Black
BL



Blue Grey
GR



Warm Grey
WG

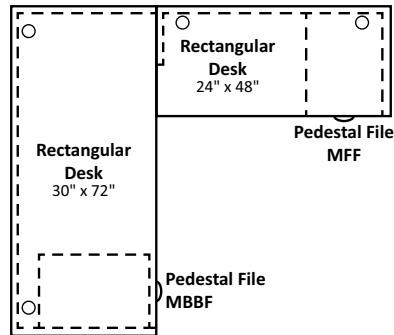
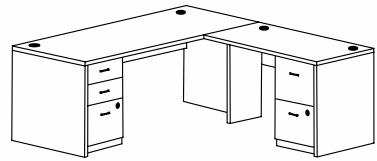


Light Tone
LT



Sand
SA



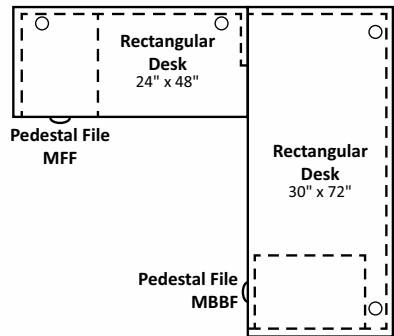
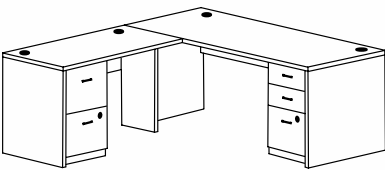


Marathon L-Shape Desk Configuration (RIGHT RETURN)

- One (1) 24 x 48" Rectangular Desk - (MARR-2448-L-P)
- 8" Partial Modesty Panel
- One (1) Standard Leg
- One (1) Left Transition Leg
- Two (2) Grommets, Left and Right
- One (1) Splice Plate
- One (1) 30 x 72" Rectangular Desk - (MARR-3072-S-P)
- 8" Partial Modesty Panel
- Two (2) Standard Legs
- Two (2) Grommets, Left and Right
- Two (2) Under Worksurface Pedestal Files
- Mobile File/File, With Lock - (MARUP-MFF-L)
- Mobile Box/Box/File, With Lock - (MARUP-MBBF-L)

Basic Model Net Price

MARTYPLD-R \$2433



Marathon L-Shape Desk Configuration (LEFT RETURN)

- One (1) 24 x 48" Rectangular Desk - (MARR-2448-R-P)
- 8" Partial Modesty Panel
- One (1) Standard Leg
- One (1) Right Transition Leg
- Two (2) Grommets, Left and Right
- One (1) Splice Plate
- One (1) 30 x 72" Rectangular Desk - (MARR-3072-S-P)
- 8" Partial Modesty Panel
- Two (2) Standard Legs
- Two (2) Grommets, Left and Right
- Two (2) Under Worksurface Pedestal Files
- Mobile File/File, With Lock - (MARUP-MFF-L)
- Mobile Box/Box/File, With Lock - (MARUP-MBBF-L)

MARTYPLD-L \$2433

1

HOW TO ORDER

Indicate the following information on the order form:

1. Quantity of each item.
2. Model Number, including options. (See "How to Build a Model Number.")
3. Any special service required.

Note: The indicates that a choice is required.
The absence of indicates that no choice is required

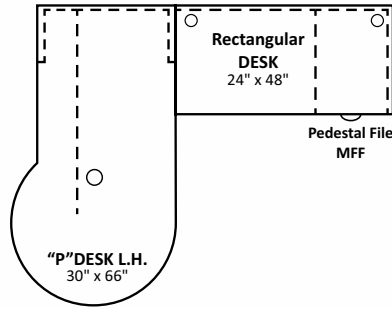
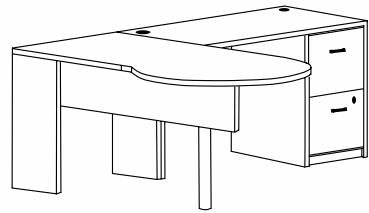
HOW TO BUILD A MODEL NUMBER

1 Select Basic Model

Select Color
See [Color Options](#)

Grommet Color
See [Grommet Color Options](#)

Select Handles
See [Handle Selection Chart](#)

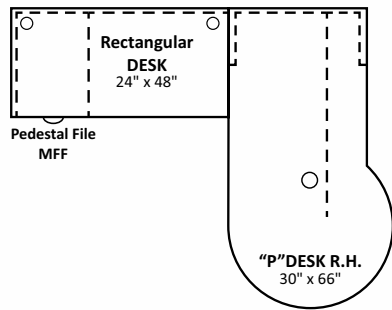
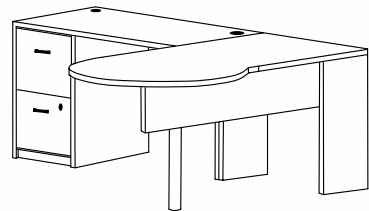


Marathon P-Surface Desk Configuration (RIGHT RETURN)

- One (1) 24 x 48" Rectangular Desk - (MARR-2448-L-P)
- 8" Partial Modesty Panel
- One (1) Standard Leg
- One (1) Left Transition Leg
- Two (2) Grommets, Left and Right
- One (1) Splice Plate
- One (1) 30 x 66" P-Shape Desk - (MARP-3066-L-S-M-P)
- 12" Partial Modesty on long side, 8" Partial Modesty on short side
- Two (2) Both Standard Legs
- One (1) Metal Post Leg
- One (1) Under Worksurface Pedestal File (MARUP-MFF-L)
- Mobile File/File
- With Lock

Basic Model Net Price

MARTYPPD-R \$1796



Marathon P-Surface Desk Configuration (LEFT RETURN)

- One (1) 24 x 48" Rectangular Desk - (MARR-2448-R-P)
- 8" Partial Modesty Panel
- One (1) Standard Leg
- One (1) Right Transition Leg
- Two (2) Grommets, Left and Right
- One (1) Splice Plate
- One (1) 30 x 66" P-Shape Desk - (MARP-3066-R-S-M-P)
- 12" Partial Modesty on long side, 8" Partial Modesty on short side
- Two (2) Both Standard Legs
- One (1) Metal Post Leg
- One (1) Under Worksurface Pedestal File (MARUP-MFF-L)
- Mobile File/File
- With Lock

MARTYPPD-L \$1796

1

HOW TO ORDER

Indicate the following information on the order form:

1. Quantity of each item.
2. Model Number, including options. (See "How to Build a Model Number.")
3. Any special service required.

Note: The indicates that a choice is required.
The absence of indicates that no choice is required

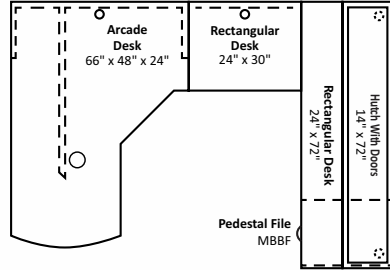
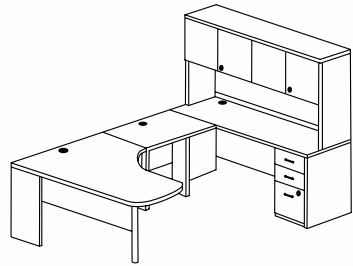
HOW TO BUILD A MODEL NUMBER

1 Select Basic Model

Select Color
See [Color Options](#)

Grommet Color
See [Grommet Color Options](#)

Select Handles
See [Handle Selection Chart](#)

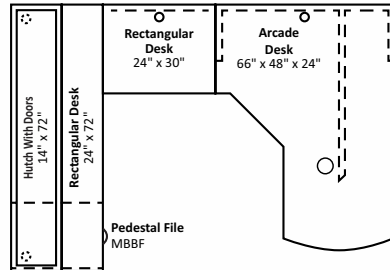
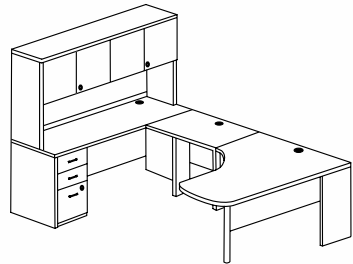


Marathon Arcade with Hutch/Desk Configuration (RIGHT RETURN)

Basic Model Net Price

MARTYPAHD-R \$3388

- One (1) 24 x 30" Bridge - (MARBR-2430-P)
 - 8" Partial Modesty Panel
 - One (1) Center Grommet
 - Two (2) Splice Plates
 - One (1) 24 x 72" Rectangular Desk - (MARR-2472-S-P)
 - 8" Partial Modesty Panel
 - Two (2) Standard Legs
 - Two (2) Grommets, Left and Right
 - One (1) 72" Wide Hutch with Doors - (MARHD-72-L)
 - With (2) Locks
 - One (1) 30 x 66 x 48 x 24" Arcade Desk - (MARA-30664824-S-M-P)
 - 12" Partial Modesty Panel from Post to Side, 8" Partial Modesty Side
 - Standard Base with Metal Post Leg
 - One (1) Grommet
 - One (1) Mobile Box/Box/File - (MARUP-MBBF-L)
 - With Lock
- No overhead light included



Marathon Arcade with Hutch/Desk Configuration (LEFT RETURN)

MARTYPAHD-L \$3388

- One (1) 24 x 30" Bridge - (MARBR-2430-P)
 - 8" Partial Modesty Panel
 - One (1) Center Grommet
 - Two (2) Splice Plates
 - One (1) 24 x 72" Rectangular Desk - (MARR-2472-S-P)
 - 8" Partial Modesty Panel
 - Two (2) Standard Legs
 - Two (2) Grommets, Left and Right
 - One (1) 72" Wide Hutch with Doors - (MARHD-72-L)
 - With (2) Locks
 - One (1) 24 x 48 x 66 x 30" Arcade Desk - (MARA-24486630-S-M-P)
 - 12" Partial Modesty Panel from Post to Side, 8" Partial Modesty Side
 - Standard Base with Metal Post Leg
 - One (1) Grommet
 - One (1) Mobile Box/Box/File - (MARUP-MBBF-L)
 - With Lock
- No overhead light included

1

HOW TO ORDER

Indicate the following information on the order form:

1. Quantity of each item.
2. Model Number, including options. (See "How to Build a Model Number.")
3. Any special service required.

Note: The indicates that a choice is required.
The absence of indicates that no choice is required

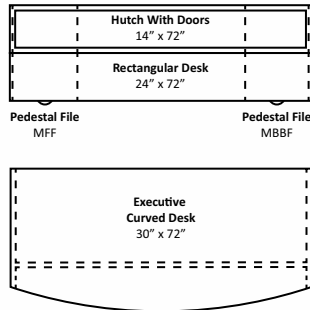
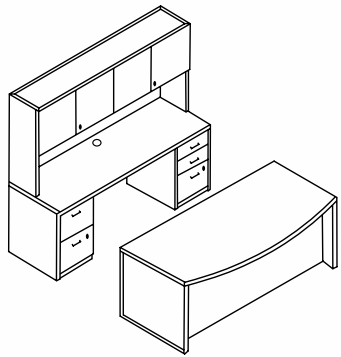
HOW TO BUILD A MODEL NUMBER

1 Select Basic Model

Select Color
See [Color Options](#)

Grommet Color
See [Grommet Color Options](#)

Select Handles
See [Handle Selection Chart](#)



Marathon Executive Configuration

- One (1) 24 x 72" Credenza - (MARRC-2472-FF-BBF-B)
 - No Modesty Panel
 - One (1) Center Grommet
 - One (1) Mobil File/File on the left With Lock
 - One (1) Mobil Box/Box/File on the right With Lock
- One (1) 72" Wide Hutch with Doors - (MARHD-72-L)
- With (2) Locks
- One (1) 30 x 72" Executive Curved Desk - (MARE-C-3072)
- Full Modesty Panel
 - Two (2) Standard Legs
- No overhead light included

Basic Model Net Price

MARTYPEC \$3203

1

HOW TO ORDER

Indicate the following information on the order form:

1. Quantity of each item.
2. Model Number, including options. (See "How to Build a Model Number.")
3. Any special service required.

Note: The indicates that a choice is required.
The absence of indicates that no choice is required

HOW TO BUILD A MODEL NUMBER

1 Select Basic Model

Select Color

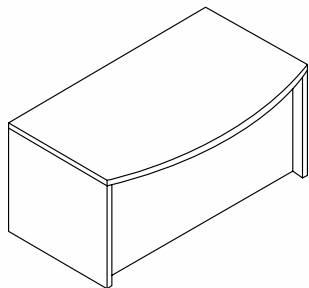
See [Color Options](#)

Select Grommet Color

See [Grommet Color Options](#)

Select Handles

See [Handle Selection Chart](#)

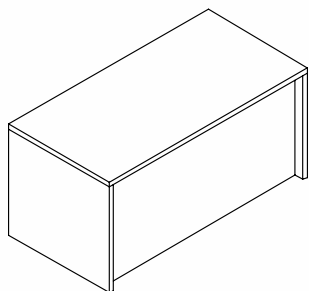


Executive Desk

(Curved Front)

- Classic executive styling
- Wood Grain PVC Edge
- Curved front desks have 9" knee space
- No grommet option
- Not available in Partial Modesty

Dimensions (DxW)	Basic Model	Top Color	Base Color	Net Price
30" x 60"	MAREC-3060	<input type="checkbox"/>	<input type="checkbox"/>	\$839
30" x 66"	MAREC-3066	<input type="checkbox"/>	<input type="checkbox"/>	\$867
30" x 72"	MAREC-3072	<input type="checkbox"/>	<input type="checkbox"/>	\$899
30" x 78"	MAREC-3078	<input type="checkbox"/>	<input type="checkbox"/>	\$927
30" x 84"	MAREC-3084	<input type="checkbox"/>	<input type="checkbox"/>	\$956
36" x 60"	MAREC-3660	<input type="checkbox"/>	<input type="checkbox"/>	\$891
36" x 66"	MAREC-3666	<input type="checkbox"/>	<input type="checkbox"/>	\$922
36" x 72"	MAREC-3672	<input type="checkbox"/>	<input type="checkbox"/>	\$952
36" x 78"	MAREC-3678	<input type="checkbox"/>	<input type="checkbox"/>	\$980
36" x 84"	MAREC-3684	<input type="checkbox"/>	<input type="checkbox"/>	\$1,009



Executive Desk

(Straight Front)

- Classic executive styling
- Wood Grain PVC Edge
- Straight front desks have 6" knee space
- No grommet option
- Not available in Partial Modesty

30" x 60"	MARES-3060	<input type="checkbox"/>	<input type="checkbox"/>	\$736
30" x 66"	MARES-3066	<input type="checkbox"/>	<input type="checkbox"/>	\$763
30" x 72"	MARES-3072	<input type="checkbox"/>	<input type="checkbox"/>	\$794
30" x 78"	MARES-3078	<input type="checkbox"/>	<input type="checkbox"/>	\$823
30" x 84"	MARES-3084	<input type="checkbox"/>	<input type="checkbox"/>	\$852
36" x 60"	MARES-3660	<input type="checkbox"/>	<input type="checkbox"/>	\$827
36" x 66"	MARES-3666	<input type="checkbox"/>	<input type="checkbox"/>	\$856
36" x 72"	MARES-3672	<input type="checkbox"/>	<input type="checkbox"/>	\$886
36" x 78"	MARES-3678	<input type="checkbox"/>	<input type="checkbox"/>	\$917
36" x 84"	MARES-3684	<input type="checkbox"/>	<input type="checkbox"/>	\$943

1

2

3

HOW TO ORDER

Indicate the following information on the order form:

1. Quantity of each item.
2. Model Number, including options. (See "How to Build a Model Number.")
3. Any special service required.

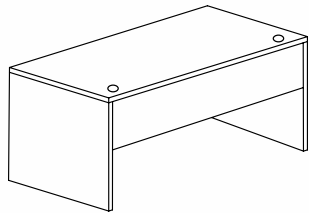
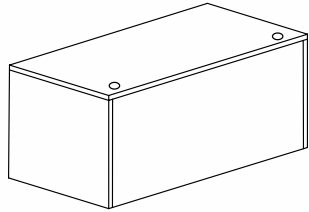
Note: The indicates that a choice is required.
The absence of indicates that no choice is required

HOW TO BUILD A MODEL NUMBER

1 Select Basic Model

2 Select Top Color
See [Color Options](#)

3 Select Base Color
See [Color Options](#)



Rectangular Desk

- Wood Grain PVC Edge
- One Center Grommet for 42" or Less and Two End Grommets for 48" or Greater Widths
- Modesty panel slightly recessed
- Left or Right Transitional or Standard Base
- Full Modesty or Partial Modesty

Dimensions (DxW)	Basic Model	Trans. Leg	Modesty Panel	Top Color	Base Color	Full Modesty Net Price	Partial Modesty Net Price
21" x 30	MARR-2130	<input type="checkbox"/>	<input type="checkbox"/>	000	000	\$449	\$401
21" x 36	MARR-2136	<input type="checkbox"/>	<input type="checkbox"/>	000	000	\$463	\$413
21" x 42	MARR-2142	<input type="checkbox"/>	<input type="checkbox"/>	000	000	\$479	\$428
21" x 48	MARR-2148	<input type="checkbox"/>	<input type="checkbox"/>	000	000	\$501	\$448
21" x 54	MARR-2154	<input type="checkbox"/>	<input type="checkbox"/>	000	000	\$526	\$468
21" x 60	MARR-2160	<input type="checkbox"/>	<input type="checkbox"/>	000	000	\$549	\$488
21" x 66	MARR-2166	<input type="checkbox"/>	<input type="checkbox"/>	000	000	\$583	\$519
21" x 72	MARR-2172	<input type="checkbox"/>	<input type="checkbox"/>	000	000	\$619	\$551
21" x 78	MARR-2178	<input type="checkbox"/>	<input type="checkbox"/>	000	000	\$670	\$598
21" x 84	MARR-2184	<input type="checkbox"/>	<input type="checkbox"/>	000	000	\$711	\$630
24" x 30	MARR-2430	<input type="checkbox"/>	<input type="checkbox"/>	000	000	\$488	\$421
24" x 36	MARR-2436	<input type="checkbox"/>	<input type="checkbox"/>	000	000	\$504	\$437
24" x 42	MARR-2442	<input type="checkbox"/>	<input type="checkbox"/>	000	000	\$522	\$448
24" x 48	MARR-2448	<input type="checkbox"/>	<input type="checkbox"/>	000	000	\$552	\$478
24" x 54	MARR-2454	<input type="checkbox"/>	<input type="checkbox"/>	000	000	\$577	\$508
24" x 60	MARR-2460	<input type="checkbox"/>	<input type="checkbox"/>	000	000	\$595	\$529
24" x 66	MARR-2466	<input type="checkbox"/>	<input type="checkbox"/>	000	000	\$631	\$568
24" x 72	MARR-2472	<input type="checkbox"/>	<input type="checkbox"/>	000	000	\$672	\$610
24" x 78	MARR-2478	<input type="checkbox"/>	<input type="checkbox"/>	000	000	\$712	\$651
24" x 84	MARR-2484	<input type="checkbox"/>	<input type="checkbox"/>	000	000	\$759	\$693
30" x 30	MARR-3030	<input type="checkbox"/>	<input type="checkbox"/>	000	000	\$549	\$497
30" x 36	MARR-3036	<input type="checkbox"/>	<input type="checkbox"/>	000	000	\$565	\$512
30" x 42	MARR-3042	<input type="checkbox"/>	<input type="checkbox"/>	000	000	\$581	\$531
30" x 48	MARR-3048	<input type="checkbox"/>	<input type="checkbox"/>	000	000	\$611	\$547
30" x 54	MARR-3054	<input type="checkbox"/>	<input type="checkbox"/>	000	000	\$635	\$563
30" x 60	MARR-3060	<input type="checkbox"/>	<input type="checkbox"/>	000	000	\$652	\$582
30" x 66	MARR-3066	<input type="checkbox"/>	<input type="checkbox"/>	000	000	\$686	\$610
30" x 72	MARR-3072	<input type="checkbox"/>	<input type="checkbox"/>	000	000	\$727	\$642
30" x 78	MARR-3078	<input type="checkbox"/>	<input type="checkbox"/>	000	000	\$768	\$701
30" x 84	MARR-3084	<input type="checkbox"/>	<input type="checkbox"/>	000	000	\$798	\$742

1

2

3

4

5

HOW TO ORDER

Indicate the following information on the order form:

1. Quantity of each item.
2. Model Number, including options. (See "How to Build a Model Number.")
3. Any special service required.

Note: The indicates that a choice is required.
The absence of indicates that no choice is required

HOW TO BUILD A MODEL NUMBER

1 Select Basic Model

2 Select Transition Leg Style

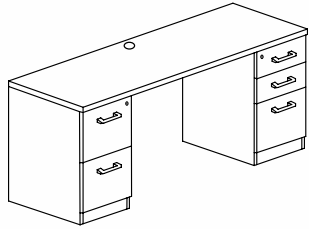
- S - Standard
- L - Left Transition
- R - Right Transition
- B - Both

3 Select Modesty Panel
F - Full Modesty
P - Partial Modesty

4 Select Top Color
See [Color Options](#)

5 Select Base Color
See [Color Options](#)

Grommet Color
See [Grommet Color Options](#)



Rectangular Credenza

- Wood Grain PVC Edge
- One center grommet
- No Modesty Panel
- Work surface attached to Box/Box File or File/File (Locking or Non-Locking)
- Files match depth of Top

Dimensions (DxW)	Basic Model	Left File	Right File	Lock Option	Top Color	Base Color	Net Price
24" x 60"	MARRC-2460	<input type="checkbox"/>	<input type="checkbox"/>	<input type="checkbox"/>	<input type="checkbox"/>	<input type="checkbox"/>	\$1,321
24" x 66"	MARRC-2466	<input type="checkbox"/>	<input type="checkbox"/>	<input type="checkbox"/>	<input type="checkbox"/>	<input type="checkbox"/>	\$1,352
24" x 72"	MARRC-2472	<input type="checkbox"/>	<input type="checkbox"/>	<input type="checkbox"/>	<input type="checkbox"/>	<input type="checkbox"/>	\$1,382
24" x 78"	MARRC-2478	<input type="checkbox"/>	<input type="checkbox"/>	<input type="checkbox"/>	<input type="checkbox"/>	<input type="checkbox"/>	\$1,412
24" x 84"	MARRC-2484	<input type="checkbox"/>	<input type="checkbox"/>	<input type="checkbox"/>	<input type="checkbox"/>	<input type="checkbox"/>	\$1,442
30" x 60"	MARRC-3060	<input type="checkbox"/>	<input type="checkbox"/>	<input type="checkbox"/>	<input type="checkbox"/>	<input type="checkbox"/>	\$1,392
30" x 66"	MARRC-3066	<input type="checkbox"/>	<input type="checkbox"/>	<input type="checkbox"/>	<input type="checkbox"/>	<input type="checkbox"/>	\$1,423
30" x 72"	MARRC-3072	<input type="checkbox"/>	<input type="checkbox"/>	<input type="checkbox"/>	<input type="checkbox"/>	<input type="checkbox"/>	\$1,453
30" x 78"	MARRC-3078	<input type="checkbox"/>	<input type="checkbox"/>	<input type="checkbox"/>	<input type="checkbox"/>	<input type="checkbox"/>	\$1,483
30" x 84"	MARRC-3084	<input type="checkbox"/>	<input type="checkbox"/>	<input type="checkbox"/>	<input type="checkbox"/>	<input type="checkbox"/>	\$1,514

- 1
- 2
- 3
- 4
- 5
- 6

HOW TO ORDER

Indicate the following information on the order form:

- Quantity of each item.
- Model Number, including options. (See "How to Build a Model Number.")
- Any special service required.

Note:

The indicates that a choice is required.
The absence of indicates that no choice is required

HOW TO BUILD A MODEL NUMBER

1 Select Basic Model

2 Select Left Pedestal File

BBF - Box/Box File
FF - File/File

3 Select Right Pedestal File

BBF - Box/Box File
FF - File/File

4 Select Lock Option

L - Left; add \$26
R - Right; add \$26
B - Both; add \$52
X - None

5 Select Top Color

See [Color Options](#)

6 Select Base Color

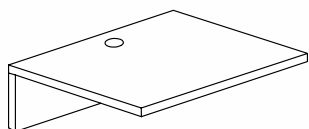
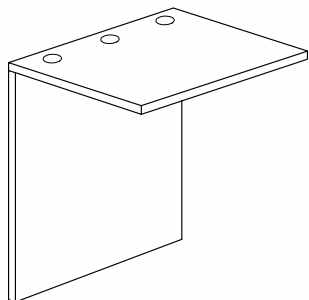
See [Color Options](#)

Grommet Color

See [Grommet Color Options](#)

Select Handles

See [Handle Selection Chart](#)



Bridge Partial Modesty

- Wood Grain PVC Edge
- Full or Partial Modesty
- One Center Grommet for 42" or Less and Two End Grommets for 48" or Greater Widths
- Come with splice plates to connect to adjoining desks

Dimensions (DxW)	Basic Model	Modesty Panel	Top Color	Base Color	Full Modesty Net Price	Partial Modesty Net Price
21" x 30"	MARBR-2130	<input type="checkbox"/>	□□□	□□□	\$231	\$181
21" x 36"	MARBR-1236	<input type="checkbox"/>	□□□	□□□	\$250	\$195
21" x 42"	MARBR-2142	<input type="checkbox"/>	□□□	□□□	\$268	\$210
21" x 48"	MARBR-2148	<input type="checkbox"/>	□□□	□□□	\$287	\$225
21" x 54"	MARBR-2154	<input type="checkbox"/>	□□□	□□□	\$306	\$239
24" x 30"	MARBR-2430	<input type="checkbox"/>	□□□	□□□	\$243	\$190
24" x 36"	MARBR-2436	<input type="checkbox"/>	□□□	□□□	\$260	\$203
24" x 42"	MARBR-2442	<input type="checkbox"/>	□□□	□□□	\$275	\$215
24" x 48"	MARBR-2448	<input type="checkbox"/>	□□□	□□□	\$300	\$234
24" x 54"	MARBR-2454	<input type="checkbox"/>	□□□	□□□	\$326	\$255
30" x 30"	MARBR-3030	<input type="checkbox"/>	□□□	□□□	\$257	\$201
30" x 36"	MARBR-3036	<input type="checkbox"/>	□□□	□□□	\$275	\$215
30" x 42"	MARBR-3042	<input type="checkbox"/>	□□□	□□□	\$292	\$228
30" x 48"	MARBR-3048	<input type="checkbox"/>	□□□	□□□	\$319	\$249
30" x 54"	MARBR-3054	<input type="checkbox"/>	□□□	□□□	\$349	\$272

- 1
- 2
- 3
- 4

HOW TO ORDER

Indicate the following information on the order form:

1. Quantity of each item.
2. Model Number, including options. (See "How to Build a Model Number.")
3. Any special service required.

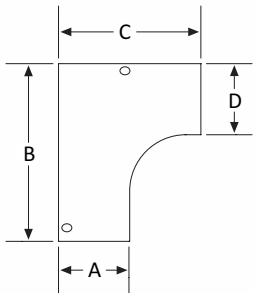
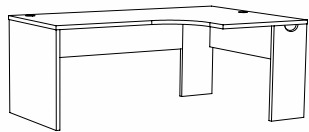
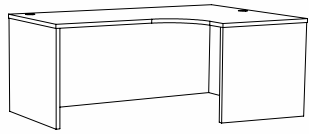
Note: The indicates that a choice is required.
The absence of indicates that no choice is required

HOW TO BUILD A MODEL NUMBER

- 1 Select Basic Model
- 2 Select Modesty Panel
P - Partial Modesty
F - Full Modesty

- 3 Select Top Color
See [Color Options](#)
- 4 Select Base Color
See [Color Options](#)

Grommet Color
See [Grommet Color Options](#)



42" Square Shoe

(Left Dir.)

- Wood Grain PVC Edge
- Two standard grommets
- Only Transitional Leg(s) will have leg grommet(s)
- 8" Partial Modesty or Full Modesty Panels as desired

Dimensions (AxBxCxD)	Basic Model	Leg Style	Modesty Panel	Top Color	Base Color	FF Net Price	FP Net Price	PP Net Price
24" x 54" x 42" x 24"	MARS-24544224	<input type="checkbox"/>	<input type="checkbox"/>	<input type="checkbox"/>	<input type="checkbox"/>	\$782	\$763	\$744
24" x 60" x 42" x 24"	MARS-24604224	<input type="checkbox"/>	<input type="checkbox"/>	<input type="checkbox"/>	<input type="checkbox"/>	\$814	\$793	\$773
24" x 66" x 42" x 24"	MARS-24664224	<input type="checkbox"/>	<input type="checkbox"/>	<input type="checkbox"/>	<input type="checkbox"/>	\$839	\$818	\$797
24" x 72" x 42" x 24"	MARS-24724224	<input type="checkbox"/>	<input type="checkbox"/>	<input type="checkbox"/>	<input type="checkbox"/>	\$864	\$843	\$822
24" x 78" x 42" x 24"	MARS-24784224	<input type="checkbox"/>	<input type="checkbox"/>	<input type="checkbox"/>	<input type="checkbox"/>	\$894	\$872	\$850
24" x 84" x 42" x 24"	MARS-24844224	<input type="checkbox"/>	<input type="checkbox"/>	<input type="checkbox"/>	<input type="checkbox"/>	\$925	\$902	\$879
24" x 54" x 42" x 30"	MARS-24544230	<input type="checkbox"/>	<input type="checkbox"/>	<input type="checkbox"/>	<input type="checkbox"/>	\$846	\$825	\$804
24" x 60" x 42" x 30"	MARS-24604230	<input type="checkbox"/>	<input type="checkbox"/>	<input type="checkbox"/>	<input type="checkbox"/>	\$867	\$845	\$823
24" x 66" x 42" x 30"	MARS-24664230	<input type="checkbox"/>	<input type="checkbox"/>	<input type="checkbox"/>	<input type="checkbox"/>	\$887	\$865	\$843
24" x 72" x 42" x 30"	MARS-24724230	<input type="checkbox"/>	<input type="checkbox"/>	<input type="checkbox"/>	<input type="checkbox"/>	\$908	\$885	\$862
24" x 78" x 42" x 30"	MARS-24784230	<input type="checkbox"/>	<input type="checkbox"/>	<input type="checkbox"/>	<input type="checkbox"/>	\$928	\$905	\$882
24" x 84" x 42" x 30"	MARS-24844230	<input type="checkbox"/>	<input type="checkbox"/>	<input type="checkbox"/>	<input type="checkbox"/>	\$949	\$925	\$901
30" x 54" x 42" x 24"	MARS-30544224	<input type="checkbox"/>	<input type="checkbox"/>	<input type="checkbox"/>	<input type="checkbox"/>	\$846	\$825	\$804
30" x 60" x 42" x 24"	MARS-30604224	<input type="checkbox"/>	<input type="checkbox"/>	<input type="checkbox"/>	<input type="checkbox"/>	\$867	\$845	\$823
30" x 66" x 42" x 24"	MARS-30664224	<input type="checkbox"/>	<input type="checkbox"/>	<input type="checkbox"/>	<input type="checkbox"/>	\$887	\$865	\$843
30" x 72" x 42" x 24"	MARS-30724224	<input type="checkbox"/>	<input type="checkbox"/>	<input type="checkbox"/>	<input type="checkbox"/>	\$908	\$885	\$862
30" x 78" x 42" x 24"	MARS-30784224	<input type="checkbox"/>	<input type="checkbox"/>	<input type="checkbox"/>	<input type="checkbox"/>	\$928	\$905	\$882
30" x 84" x 42" x 24"	MARS-30844224	<input type="checkbox"/>	<input type="checkbox"/>	<input type="checkbox"/>	<input type="checkbox"/>	\$949	\$925	\$901
30" x 54" x 42" x 30"	MARS-30544230	<input type="checkbox"/>	<input type="checkbox"/>	<input type="checkbox"/>	<input type="checkbox"/>	\$869	\$848	\$826
30" x 60" x 42" x 30"	MARS-30604230	<input type="checkbox"/>	<input type="checkbox"/>	<input type="checkbox"/>	<input type="checkbox"/>	\$890	\$868	\$845
30" x 66" x 42" x 30"	MARS-30664230	<input type="checkbox"/>	<input type="checkbox"/>	<input type="checkbox"/>	<input type="checkbox"/>	\$910	\$888	\$865
30" x 72" x 42" x 30"	MARS-30724230	<input type="checkbox"/>	<input type="checkbox"/>	<input type="checkbox"/>	<input type="checkbox"/>	\$931	\$908	\$885
30" x 78" x 42" x 30"	MARS-30784230	<input type="checkbox"/>	<input type="checkbox"/>	<input type="checkbox"/>	<input type="checkbox"/>	\$951	\$928	\$904
30" x 84" x 42" x 30"	MARS-30844230	<input type="checkbox"/>	<input type="checkbox"/>	<input type="checkbox"/>	<input type="checkbox"/>	\$972	\$948	\$923

- 1
- 2
- 3
- 4
- 5

HOW TO ORDER

Indicate the following information on the order form:

1. Quantity of each item.
2. Model Number, including options.
(See "How to Build a Model Number.")
3. Any special service required.

Note:

The indicates that a choice is required.
The absence of indicates that no choice is required

HOW TO BUILD A MODEL NUMBER

1 Select Basic Model

2 Select Leg Style

- S - Standard
- L - Left Transition
- R - Right Transition
- B - Both Transition

3 Select Modesty Panel

(Side B/Side C)

- FF - Full/Full Modesty
- PP - Partial/Partial Modesty
- FP - Full/Partial Modesty
- PF - Partial/Full Modesty

4 Select Top Color

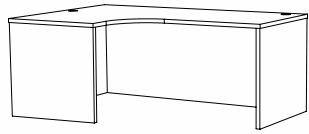
See [Color Options](#)

5 Select Base Color

See [Color Options](#)

Grommet Color

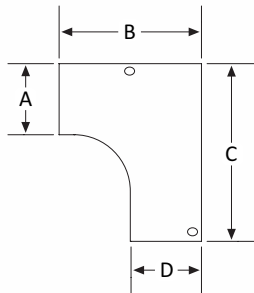
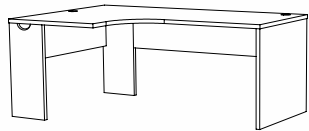
See [Grommet Color Options](#)



42" Square Shoe

(Right Dir.)

- Wood Grain PVC Edge
- Two standard grommets
- Only Transitional Leg(s) will have leg grommet(s)
- 8" Partial Modesty or Full Modesty Panels as desired



Dimensions (AxBxCxD)	Basic Model	Leg Style	Modesty Panel	Top Color	Base Color	FF Net Price	FP Net Price	PP Net Price
24" x 42" x 54" x 24"	MARS-24425424	<input type="checkbox"/>	<input type="checkbox"/>	<input type="checkbox"/>	<input type="checkbox"/>	\$782	\$763	\$744
24" x 42" x 60" x 24"	MARS-24426024	<input type="checkbox"/>	<input type="checkbox"/>	<input type="checkbox"/>	<input type="checkbox"/>	\$814	\$793	\$773
24" x 42" x 66" x 24"	MARS-24426624	<input type="checkbox"/>	<input type="checkbox"/>	<input type="checkbox"/>	<input type="checkbox"/>	\$839	\$818	\$797
24" x 42" x 72" x 24"	MARS-24427224	<input type="checkbox"/>	<input type="checkbox"/>	<input type="checkbox"/>	<input type="checkbox"/>	\$864	\$843	\$822
24" x 42" x 78" x 24"	MARS-24427824	<input type="checkbox"/>	<input type="checkbox"/>	<input type="checkbox"/>	<input type="checkbox"/>	\$894	\$872	\$850
24" x 42" x 84" x 24"	MARS-24428424	<input type="checkbox"/>	<input type="checkbox"/>	<input type="checkbox"/>	<input type="checkbox"/>	\$925	\$902	\$879
24" x 42" x 54" x 30"	MARS-24425430	<input type="checkbox"/>	<input type="checkbox"/>	<input type="checkbox"/>	<input type="checkbox"/>	\$846	\$825	\$804
24" x 42" x 60" x 30"	MARS-24426030	<input type="checkbox"/>	<input type="checkbox"/>	<input type="checkbox"/>	<input type="checkbox"/>	\$867	\$845	\$823
24" x 42" x 66" x 30"	MARS-24426630	<input type="checkbox"/>	<input type="checkbox"/>	<input type="checkbox"/>	<input type="checkbox"/>	\$887	\$865	\$843
24" x 42" x 72" x 30"	MARS-24427230	<input type="checkbox"/>	<input type="checkbox"/>	<input type="checkbox"/>	<input type="checkbox"/>	\$908	\$885	\$862
24" x 42" x 78" x 30"	MARS-24427830	<input type="checkbox"/>	<input type="checkbox"/>	<input type="checkbox"/>	<input type="checkbox"/>	\$928	\$905	\$882
24" x 42" x 84" x 30"	MARS-24428430	<input type="checkbox"/>	<input type="checkbox"/>	<input type="checkbox"/>	<input type="checkbox"/>	\$949	\$925	\$901
30" x 42" x 54" x 24"	MARS-30425424	<input type="checkbox"/>	<input type="checkbox"/>	<input type="checkbox"/>	<input type="checkbox"/>	\$846	\$825	\$804
30" x 42" x 60" x 24"	MARS-30426024	<input type="checkbox"/>	<input type="checkbox"/>	<input type="checkbox"/>	<input type="checkbox"/>	\$867	\$845	\$823
30" x 42" x 66" x 24"	MARS-30426624	<input type="checkbox"/>	<input type="checkbox"/>	<input type="checkbox"/>	<input type="checkbox"/>	\$887	\$865	\$843
30" x 42" x 72" x 24"	MARS-30427224	<input type="checkbox"/>	<input type="checkbox"/>	<input type="checkbox"/>	<input type="checkbox"/>	\$908	\$885	\$862
30" x 42" x 78" x 24"	MARS-30427824	<input type="checkbox"/>	<input type="checkbox"/>	<input type="checkbox"/>	<input type="checkbox"/>	\$928	\$905	\$882
30" x 42" x 84" x 24"	MARS-30428424	<input type="checkbox"/>	<input type="checkbox"/>	<input type="checkbox"/>	<input type="checkbox"/>	\$949	\$925	\$901
30" x 42" x 54" x 30"	MARS-30425430	<input type="checkbox"/>	<input type="checkbox"/>	<input type="checkbox"/>	<input type="checkbox"/>	\$869	\$848	\$826
30" x 42" x 60" x 30"	MARS-30426030	<input type="checkbox"/>	<input type="checkbox"/>	<input type="checkbox"/>	<input type="checkbox"/>	\$890	\$868	\$845
30" x 42" x 66" x 30"	MARS-30426630	<input type="checkbox"/>	<input type="checkbox"/>	<input type="checkbox"/>	<input type="checkbox"/>	\$910	\$888	\$865
30" x 42" x 72" x 30"	MARS-30427230	<input type="checkbox"/>	<input type="checkbox"/>	<input type="checkbox"/>	<input type="checkbox"/>	\$931	\$908	\$885
30" x 42" x 78" x 30"	MARS-30427830	<input type="checkbox"/>	<input type="checkbox"/>	<input type="checkbox"/>	<input type="checkbox"/>	\$951	\$928	\$904
30" x 42" x 84" x 30"	MARS-30428430	<input type="checkbox"/>	<input type="checkbox"/>	<input type="checkbox"/>	<input type="checkbox"/>	\$972	\$948	\$923

- 1
- 2
- 3
- 4
- 5

HOW TO ORDER

Indicate the following information on the order form:

- Quantity of each item.
- Model Number, including options. (See "How to Build a Model Number.")
- Any special service required.

Note:

The indicates that a choice is required.
The absence of indicates that no choice is required

HOW TO BUILD A MODEL NUMBER

1 Select Basic Model

2 Select Leg Style

- S - Standard
- L - Left Transition
- R - Right Transition
- B - Both Transition

3 Select Modesty Panel

(Side B/Side C)

- FF - Full/Full Modesty
- PP - Partial/Partial Modesty
- FP - Full/Partial Modesty
- PF - Partial/Full Modesty

4 Select Top Color

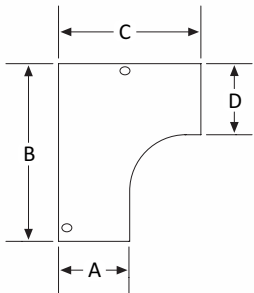
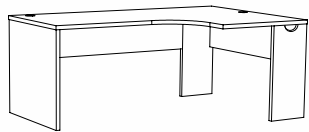
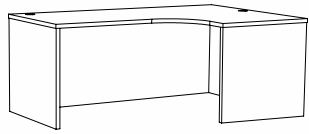
See [Color Options](#)

5 Select Base Color

See [Color Options](#)

Grommet Color

See [Grommet Color Options](#)



48" Square Shoe

(Left Dir.)

- Wood Grain PVC Edge
- Two standard grommets
- Only Transitional Leg(s) will have leg grommet(s)
- 8" Partial Modesty or Full Modesty Panels as desired

Dimensions (AxBxCxD)	Basic Model	Leg Style	Modesty Panel	Top Color	Base Color	FF Net Price	FP Net Price	PP Net Price
24" x 54" x 48" x 24"	MARS-24544824	<input type="checkbox"/>	<input type="checkbox"/>	<input type="checkbox"/>	<input type="checkbox"/>	\$816	\$793	\$771
24" x 60" x 48" x 24"	MARS-24604824	<input type="checkbox"/>	<input type="checkbox"/>	<input type="checkbox"/>	<input type="checkbox"/>	\$835	\$813	\$790
24" x 66" x 48" x 24"	MARS-24664824	<input type="checkbox"/>	<input type="checkbox"/>	<input type="checkbox"/>	<input type="checkbox"/>	\$859	\$835	\$812
24" x 72" x 48" x 24"	MARS-24724824	<input type="checkbox"/>	<input type="checkbox"/>	<input type="checkbox"/>	<input type="checkbox"/>	\$886	\$862	\$838
24" x 78" x 48" x 24"	MARS-24784824	<input type="checkbox"/>	<input type="checkbox"/>	<input type="checkbox"/>	<input type="checkbox"/>	\$916	\$891	\$866
24" x 84" x 48" x 24"	MARS-24844824	<input type="checkbox"/>	<input type="checkbox"/>	<input type="checkbox"/>	<input type="checkbox"/>	\$948	\$922	\$896
24" x 54" x 48" x 30"	MARS-24544830	<input type="checkbox"/>	<input type="checkbox"/>	<input type="checkbox"/>	<input type="checkbox"/>	\$869	\$846	\$822
24" x 60" x 48" x 30"	MARS-24604830	<input type="checkbox"/>	<input type="checkbox"/>	<input type="checkbox"/>	<input type="checkbox"/>	\$890	\$866	\$841
24" x 66" x 48" x 30"	MARS-24664830	<input type="checkbox"/>	<input type="checkbox"/>	<input type="checkbox"/>	<input type="checkbox"/>	\$910	\$886	\$861
24" x 72" x 48" x 30"	MARS-24724830	<input type="checkbox"/>	<input type="checkbox"/>	<input type="checkbox"/>	<input type="checkbox"/>	\$931	\$905	\$880
24" x 78" x 48" x 30"	MARS-24784830	<input type="checkbox"/>	<input type="checkbox"/>	<input type="checkbox"/>	<input type="checkbox"/>	\$951	\$926	\$899
24" x 84" x 48" x 30"	MARS-24844830	<input type="checkbox"/>	<input type="checkbox"/>	<input type="checkbox"/>	<input type="checkbox"/>	\$972	\$945	\$919
30" x 54" x 48" x 24"	MARS-30544824	<input type="checkbox"/>	<input type="checkbox"/>	<input type="checkbox"/>	<input type="checkbox"/>	\$869	\$846	\$822
30" x 60" x 48" x 24"	MARS-30604824	<input type="checkbox"/>	<input type="checkbox"/>	<input type="checkbox"/>	<input type="checkbox"/>	\$890	\$866	\$841
30" x 66" x 48" x 24"	MARS-30664824	<input type="checkbox"/>	<input type="checkbox"/>	<input type="checkbox"/>	<input type="checkbox"/>	\$910	\$886	\$861
30" x 72" x 48" x 24"	MARS-30724824	<input type="checkbox"/>	<input type="checkbox"/>	<input type="checkbox"/>	<input type="checkbox"/>	\$931	\$905	\$880
30" x 78" x 48" x 24"	MARS-30784824	<input type="checkbox"/>	<input type="checkbox"/>	<input type="checkbox"/>	<input type="checkbox"/>	\$951	\$926	\$899
30" x 84" x 48" x 24"	MARS-30844824	<input type="checkbox"/>	<input type="checkbox"/>	<input type="checkbox"/>	<input type="checkbox"/>	\$972	\$945	\$919
30" x 54" x 48" x 30"	MARS-30544830	<input type="checkbox"/>	<input type="checkbox"/>	<input type="checkbox"/>	<input type="checkbox"/>	\$892	\$868	\$843
30" x 60" x 48" x 30"	MARS-30604830	<input type="checkbox"/>	<input type="checkbox"/>	<input type="checkbox"/>	<input type="checkbox"/>	\$912	\$887	\$862
30" x 66" x 48" x 30"	MARS-30664830	<input type="checkbox"/>	<input type="checkbox"/>	<input type="checkbox"/>	<input type="checkbox"/>	\$933	\$908	\$882
30" x 72" x 48" x 30"	MARS-30724830	<input type="checkbox"/>	<input type="checkbox"/>	<input type="checkbox"/>	<input type="checkbox"/>	\$953	\$927	\$901
30" x 78" x 48" x 30"	MARS-30784830	<input type="checkbox"/>	<input type="checkbox"/>	<input type="checkbox"/>	<input type="checkbox"/>	\$973	\$947	\$920
30" x 84" x 48" x 30"	MARS-30844830	<input type="checkbox"/>	<input type="checkbox"/>	<input type="checkbox"/>	<input type="checkbox"/>	\$994	\$967	\$939

- 1
- 2
- 3
- 4
- 5

HOW TO ORDER

Indicate the following information on the order form:

1. Quantity of each item.
2. Model Number, including options.
(See "How to Build a Model Number.")
3. Any special service required.

Note:

The indicates that a choice is required.
The absence of indicates that no choice is required

HOW TO BUILD A MODEL NUMBER

1 Select Basic Model

2 Select Leg Style

- S - Standard
- L - Left Transition
- R - Right Transition
- B - Both Transition

3 Select Modesty Panel

(Side B/Side C)

- FF - Full/Full Modesty
- PP - Partial/Partial Modesty
- FP - Full/Partial Modesty
- PF - Partial/Full Modesty

4 Select Top Color

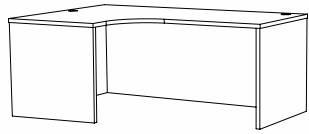
See [Color Options](#)

5 Select Base Color

See [Color Options](#)

Grommet Color

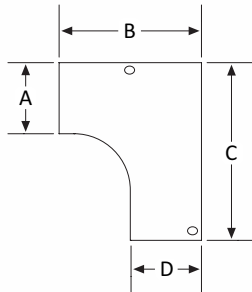
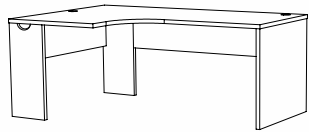
See [Grommet Color Options](#)



48" Square Shoe

(Right Dir.)

- Wood Grain PVC Edge
- Two standard grommets
- Only Transitional Leg(s) will have leg grommet(s)
- 8" Partial Modesty or Full Modesty Panels as desired



Dimensions (AxBxCxD)	Basic Model	Leg Style	Modesty Panel	Top Color	Base Color	FF Net Price	FP Net Price	PP Net Price
24" x 48" x 54" x 24"	MARS-24485424	□	□□	□□□	□□□	\$816	\$793	\$771
24" x 48" x 60" x 24"	MARS-24486024	□	□□	□□□	□□□	\$835	\$813	\$790
24" x 48" x 66" x 24"	MARS-24486624	□	□□	□□□	□□□	\$859	\$835	\$812
24" x 48" x 72" x 24"	MARS-24487224	□	□□	□□□	□□□	\$886	\$862	\$838
24" x 48" x 78" x 24"	MARS-24487824	□	□□	□□□	□□□	\$916	\$891	\$866
24" x 48" x 84" x 24"	MARS-24488424	□	□□	□□□	□□□	\$948	\$922	\$896
24" x 48" x 54" x 30"	MARS-24485430	□	□□	□□□	□□□	\$869	\$846	\$822
24" x 48" x 60" x 30"	MARS-24486030	□	□□	□□□	□□□	\$890	\$866	\$841
24" x 48" x 66" x 30"	MARS-24486630	□	□□	□□□	□□□	\$910	\$886	\$861
24" x 48" x 72" x 30"	MARS-24487230	□	□□	□□□	□□□	\$931	\$905	\$880
24" x 48" x 78" x 30"	MARS-24487830	□	□□	□□□	□□□	\$951	\$926	\$899
24" x 48" x 84" x 30"	MARS-24488430	□	□□	□□□	□□□	\$972	\$945	\$919
30" x 48" x 54" x 24"	MARS-30485424	□	□□	□□□	□□□	\$869	\$846	\$822
30" x 48" x 60" x 24"	MARS-30486024	□	□□	□□□	□□□	\$890	\$866	\$841
30" x 48" x 66" x 24"	MARS-30486624	□	□□	□□□	□□□	\$910	\$886	\$861
30" x 48" x 72" x 24"	MARS-30487224	□	□□	□□□	□□□	\$931	\$905	\$880
30" x 48" x 78" x 24"	MARS-30487824	□	□□	□□□	□□□	\$951	\$926	\$899
30" x 48" x 84" x 24"	MARS-30488424	□	□□	□□□	□□□	\$972	\$945	\$919
30" x 48" x 54" x 30"	MARS-30485430	□	□□	□□□	□□□	\$892	\$868	\$843
30" x 48" x 60" x 30"	MARS-30486030	□	□□	□□□	□□□	\$912	\$887	\$862
30" x 48" x 66" x 30"	MARS-30486630	□	□□	□□□	□□□	\$933	\$908	\$882
30" x 48" x 72" x 30"	MARS-30487230	□	□□	□□□	□□□	\$953	\$927	\$901
30" x 48" x 78" x 30"	MARS-30487830	□	□□	□□□	□□□	\$973	\$947	\$920
30" x 48" x 84" x 30"	MARS-30488430	□	□□	□□□	□□□	\$994	\$967	\$939

- 1
- 2
- 3
- 4
- 5

HOW TO ORDER

Indicate the following information on the order form:

- Quantity of each item.
- Model Number, including options.
(See "How to Build a Model Number.")
- Any special service required.

Note:

The □ indicates that a choice is required.
The absence of □ indicates that no choice is required

HOW TO BUILD A MODEL NUMBER

1 Select Basic Model

2 Select Leg Style

- S - Standard
- L - Left Transition
- R - Right Transition
- B - Both Transition

3 Select Modesty Panel

(Side B/Side C)

- FF - Full/Full Modesty
- PP - Partial/Partial Modesty
- FP - Full/Partial Modesty
- PF - Partial/Full Modesty

4 Select Top Color

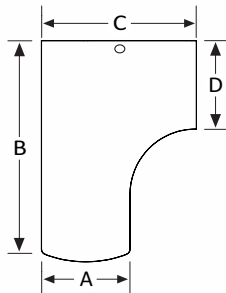
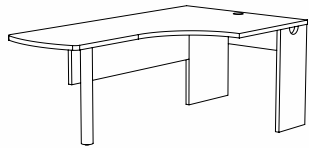
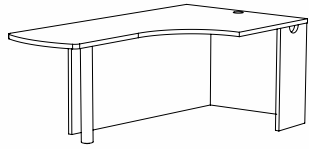
See [Color Options](#)

5 Select Base Color

See [Color Options](#)

Grommet Color

See [Grommet Color Options](#)



42" Arcade Desk

(Left Dir.)

- Wood Grain PVC Edge
- Standard grommet
- Standard base
- Metal post leg
- 6" knee space
- 12" Partial Modesty Panel from Post to Side C, 8" Partial Modesty Side C, or Full Modesty Panels as desired

Dimensions (AxBxCxD)	Basic Model	Modesty Panel	Top Color	Base Color	FF Net Price	FP Net Price	PP Net Price
24" x 60" x 42" x 24"	MARA-24604224-S-M	□□	□□□	□□□	\$779	\$757	\$736
24" x 66" x 42" x 24"	MARA-24664224-S-M	□□	□□□	□□□	\$804	\$782	\$760
24" x 72" x 42" x 24"	MARA-24724224-S-M	□□	□□□	□□□	\$844	\$822	\$798
24" x 78" x 42" x 24"	MARA-24784224-S-M	□□	□□□	□□□	\$886	\$862	\$838
24" x 84" x 42" x 24"	MARA-24844224-S-M	□□	□□□	□□□	\$916	\$891	\$865
24" x 60" x 42" x 30"	MARA-24604230-S-M	□□	□□□	□□□	\$811	\$789	\$767
24" x 66" x 42" x 30"	MARA-24664230-S-M	□□	□□□	□□□	\$841	\$818	\$794
24" x 72" x 42" x 30"	MARA-24724230-S-M	□□	□□□	□□□	\$873	\$849	\$825
24" x 78" x 42" x 30"	MARA-24784230-S-M	□□	□□□	□□□	\$911	\$886	\$861
24" x 84" x 42" x 30"	MARA-24844230-S-M	□□	□□□	□□□	\$946	\$921	\$894
30" x 60" x 42" x 24"	MARA-30604224-S-M	□□	□□□	□□□	\$811	\$789	\$767
30" x 66" x 42" x 24"	MARA-30664224-S-M	□□	□□□	□□□	\$841	\$818	\$794
30" x 72" x 42" x 24"	MARA-30724224-S-M	□□	□□□	□□□	\$873	\$849	\$825
30" x 78" x 42" x 24"	MARA-30784224-S-M	□□	□□□	□□□	\$911	\$886	\$861
30" x 84" x 42" x 24"	MARA-30844224-S-M	□□	□□□	□□□	\$946	\$921	\$894
30" x 60" x 42" x 30"	MARA-30604230-S-M	□□	□□□	□□□	\$832	\$809	\$787
30" x 66" x 42" x 30"	MARA-30664230-S-M	□□	□□□	□□□	\$862	\$839	\$815
30" x 72" x 42" x 30"	MARA-30724230-S-M	□□	□□□	□□□	\$893	\$869	\$844
30" x 78" x 42" x 30"	MARA-30784230-S-M	□□	□□□	□□□	\$932	\$906	\$881
30" x 84" x 42" x 30"	MARA-30844230-S-M	□□	□□□	□□□	\$968	\$941	\$915

- 1
- 2
- 3
- 4

HOW TO ORDER

Indicate the following information on the order form:

- Quantity of each item.
- Model Number, including options. (See "How to Build a Model Number.")
- Any special service required.

Note: The □ indicates that a choice is required.
The absence of □ indicates that no choice is required

HOW TO BUILD A MODEL NUMBER

1 Select Basic Model

2 Select Modesty Panel

(Side B/Side C)

- FF - Full/Full Modesty
- PP - Partial/Partial Modesty
- FP - Full/Partial Modesty
- PF - Partial/Full Modesty

3 Select Top Color

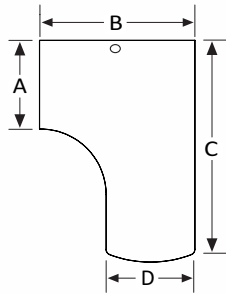
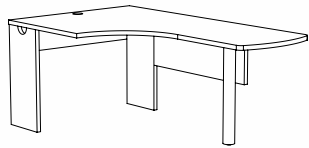
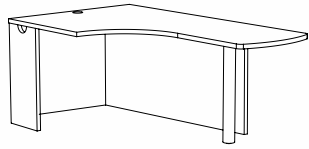
See [Color Options](#)

4 Select Base Color

See [Color Options](#)

Grommet Color

See [Grommet Color Options](#)



42" Arcade Desk

(Right Dir.)

- Wood Grain PVC Edge
- Standard grommet
- Standard base
- Metal post leg
- 6" knee space
- 12" Partial Modesty on long side, 8" Partial Modesty on short side, or full Modesty Panels as desired

Dimensions (AxBxCxD)	Basic Model	Modesty Panel	Top Color	Base Color	FF Net Price	FP Net Price	PP Net Price
24" x 42" x 60" x 24"	MARA-24426024-S-M	□□	□□□	□□□	\$779	\$757	\$736
24" x 42" x 66" x 24"	MARA-24426624-S-M	□□	□□□	□□□	\$804	\$782	\$760
24" x 42" x 72" x 24"	MARA-24427224-S-M	□□	□□□	□□□	\$844	\$822	\$798
24" x 42" x 78" x 24"	MARA-24427824-S-M	□□	□□□	□□□	\$886	\$862	\$838
24" x 42" x 84" x 24"	MARA-24428424-S-M	□□	□□□	□□□	\$916	\$891	\$865
24" x 42" x 60" x 30"	MARA-24426030-S-M	□□	□□□	□□□	\$811	\$789	\$767
24" x 42" x 66" x 30"	MARA-24426630-S-M	□□	□□□	□□□	\$841	\$818	\$794
24" x 42" x 72" x 30"	MARA-24427230-S-M	□□	□□□	□□□	\$873	\$849	\$825
24" x 42" x 78" x 30"	MARA-24427830-S-M	□□	□□□	□□□	\$911	\$886	\$861
24" x 42" x 84" x 30"	MARA-24428430-S-M	□□	□□□	□□□	\$946	\$921	\$894
30" x 42" x 60" x 24"	MARA-30426024-S-M	□□	□□□	□□□	\$811	\$789	\$767
30" x 42" x 66" x 24"	MARA-30426624-S-M	□□	□□□	□□□	\$841	\$818	\$794
30" x 42" x 72" x 24"	MARA-30427224-S-M	□□	□□□	□□□	\$873	\$849	\$825
30" x 42" x 78" x 24"	MARA-30427824-S-M	□□	□□□	□□□	\$911	\$886	\$861
30" x 42" x 84" x 24"	MARA-30428424-S-M	□□	□□□	□□□	\$946	\$921	\$894
30" x 42" x 60" x 30"	MARA-30426030-S-M	□□	□□□	□□□	\$832	\$809	\$787
30" x 42" x 66" x 30"	MARA-30426630-S-M	□□	□□□	□□□	\$862	\$839	\$815
30" x 42" x 72" x 30"	MARA-30427230-S-M	□□	□□□	□□□	\$893	\$869	\$844
30" x 42" x 78" x 30"	MARA-30427830-S-M	□□	□□□	□□□	\$932	\$906	\$881
30" x 42" x 84" x 30"	MARA-30428430-S-M	□□	□□□	□□□	\$968	\$941	\$915

- 1
- 2
- 3
- 4

HOW TO ORDER

Indicate the following information on the order form:

1. Quantity of each item.
2. Model Number, including options. (See "How to Build a Model Number.")
3. Any special service required.

Note: The □ indicates that a choice is required.
The absence of □ indicates that no choice is required

HOW TO BUILD A MODEL NUMBER

1 Select Basic Model

2 Select Modesty Panel

(Side B/Side C)

- FF - Full/Full Modesty
- PP - Partial/Partial Modesty
- FP - Full/Partial Modesty
- PF - Partial/Full Modesty

3 Select Top Color

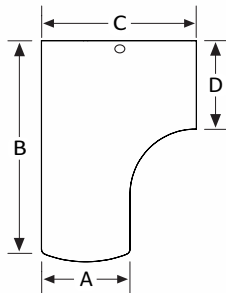
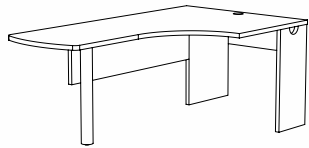
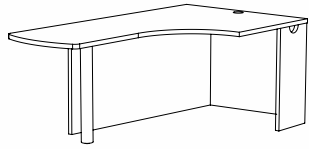
See [Color Options](#)

4 Select Base Color

See [Color Options](#)

Grommet Color

See [Grommet Color Options](#)



48" Arcade Desk

(Left Dir.)

- Wood Grain PVC Edge
- Standard grommet
- Standard base
- Metal post leg
- 6" knee space
- 12" Partial Modesty on long side, 8" Partial Modesty on short side, or full Modesty Panels as desired

Dimensions (AxBxCxD)	Basic Model	Modesty Panel	Top Color	Base Color	FF Net Price	FP Net Price	PP Net Price
24" x 60" x 48" x 24"	MARA-24604824-S-M	<input type="checkbox"/>	<input type="checkbox"/>	<input type="checkbox"/>	\$806	\$783	\$761
24" x 66" x 48" x 24"	MARA-24664824-S-M	<input type="checkbox"/>	<input type="checkbox"/>	<input type="checkbox"/>	\$833	\$810	\$787
24" x 72" x 48" x 24"	MARA-24724824-S-M	<input type="checkbox"/>	<input type="checkbox"/>	<input type="checkbox"/>	\$873	\$843	\$811
24" x 78" x 48" x 24"	MARA-24784824-S-M	<input type="checkbox"/>	<input type="checkbox"/>	<input type="checkbox"/>	\$911	\$879	\$848
24" x 84" x 48" x 24"	MARA-24844824-S-M	<input type="checkbox"/>	<input type="checkbox"/>	<input type="checkbox"/>	\$946	\$915	\$882
24" x 60" x 48" x 30"	MARA-24604830-S-M	<input type="checkbox"/>	<input type="checkbox"/>	<input type="checkbox"/>	\$839	\$816	\$793
24" x 66" x 48" x 30"	MARA-24664830-S-M	<input type="checkbox"/>	<input type="checkbox"/>	<input type="checkbox"/>	\$860	\$838	\$814
24" x 72" x 48" x 30"	MARA-24724830-S-M	<input type="checkbox"/>	<input type="checkbox"/>	<input type="checkbox"/>	\$898	\$867	\$835
24" x 78" x 48" x 30"	MARA-24784830-S-M	<input type="checkbox"/>	<input type="checkbox"/>	<input type="checkbox"/>	\$937	\$905	\$874
24" x 84" x 48" x 30"	MARA-24844830-S-M	<input type="checkbox"/>	<input type="checkbox"/>	<input type="checkbox"/>	\$973	\$941	\$909
30" x 60" x 48" x 24"	MARA-30604824-S-M	<input type="checkbox"/>	<input type="checkbox"/>	<input type="checkbox"/>	\$839	\$816	\$793
30" x 66" x 48" x 24"	MARA-30664824-S-M	<input type="checkbox"/>	<input type="checkbox"/>	<input type="checkbox"/>	\$860	\$838	\$814
30" x 72" x 48" x 24"	MARA-30724824-S-M	<input type="checkbox"/>	<input type="checkbox"/>	<input type="checkbox"/>	\$898	\$867	\$835
30" x 78" x 48" x 24"	MARA-30784824-S-M	<input type="checkbox"/>	<input type="checkbox"/>	<input type="checkbox"/>	\$937	\$905	\$874
30" x 84" x 48" x 24"	MARA-30844824-S-M	<input type="checkbox"/>	<input type="checkbox"/>	<input type="checkbox"/>	\$973	\$941	\$909
30" x 60" x 48" x 30"	MARA-30604830-S-M	<input type="checkbox"/>	<input type="checkbox"/>	<input type="checkbox"/>	\$865	\$843	\$821
30" x 66" x 48" x 30"	MARA-30664830-S-M	<input type="checkbox"/>	<input type="checkbox"/>	<input type="checkbox"/>	\$886	\$864	\$840
30" x 72" x 48" x 30"	MARA-30724830-S-M	<input type="checkbox"/>	<input type="checkbox"/>	<input type="checkbox"/>	\$925	\$894	\$863
30" x 78" x 48" x 30"	MARA-30784830-S-M	<input type="checkbox"/>	<input type="checkbox"/>	<input type="checkbox"/>	\$962	\$931	\$899
30" x 84" x 48" x 30"	MARA-30844830-S-M	<input type="checkbox"/>	<input type="checkbox"/>	<input type="checkbox"/>	\$998	\$967	\$934

- 1
- 2
- 3
- 4

HOW TO ORDER

Indicate the following information on the order form:

- Quantity of each item.
- Model Number, including options. (See "How to Build a Model Number.")
- Any special service required.

Note: The indicates that a choice is required.
The absence of indicates that no choice is required

HOW TO BUILD A MODEL NUMBER

1 Select Basic Model

2 Select Modesty Panel

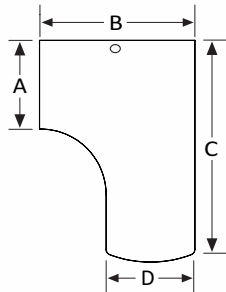
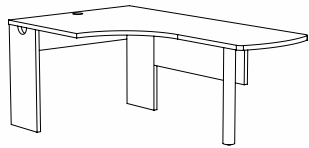
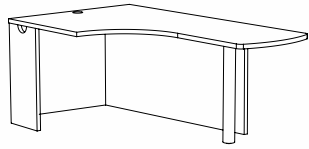
(Side B/Side C)

- FF - Full/Full Modesty
- PP - Partial/Partial Modesty
- FP - Full/Partial Modesty
- PF - Partial/Full Modesty

3 Select Top Color
See [Color Options](#)

4 Select Base Color
See [Color Options](#)

Grommet Color
See [Grommet Color Options](#)



48" Arcade Desk

(Right Dir.)

- Wood Grain PVC Edge
- Standard grommet
- Standard base
- Metal post leg
- 6" knee space
- 12" Partial Modesty on long side, 8" Partial Modesty on short side, or full Modesty Panels as desired

Dimensions (AxBxCxD)	Basic Model	Modesty Panel	Top Color	Base Color	FF Net Price	FP Net Price	PP Net Price
24" x 48" x 60" x 24"	MARA-24486024-S-M	□□	□□□	□□□	\$806	\$783	\$761
24" x 48" x 66" x 24"	MARA-24486624-S-M	□□	□□□	□□□	\$833	\$810	\$787
24" x 48" x 72" x 24"	MARA-24487224-S-M	□□	□□□	□□□	\$873	\$843	\$811
24" x 48" x 78" x 24"	MARA-24487824-S-M	□□	□□□	□□□	\$911	\$879	\$848
24" x 48" x 84" x 24"	MARA-24488424-S-M	□□	□□□	□□□	\$946	\$915	\$882
24" x 48" x 60" x 30"	MARA-24486030-S-M	□□	□□□	□□□	\$839	\$816	\$793
24" x 48" x 66" x 30"	MARA-24486630-S-M	□□	□□□	□□□	\$860	\$838	\$814
24" x 48" x 72" x 30"	MARA-24487230-S-M	□□	□□□	□□□	\$898	\$867	\$835
24" x 48" x 78" x 30"	MARA-24487830-S-M	□□	□□□	□□□	\$937	\$905	\$874
24" x 48" x 84" x 30"	MARA-24488430-S-M	□□	□□□	□□□	\$973	\$941	\$909
30" x 48" x 60" x 24"	MARA-30486024-S-M	□□	□□□	□□□	\$839	\$816	\$793
30" x 48" x 66" x 24"	MARA-30486624-S-M	□□	□□□	□□□	\$860	\$838	\$814
30" x 48" x 72" x 24"	MARA-30487224-S-M	□□	□□□	□□□	\$898	\$867	\$835
30" x 48" x 78" x 24"	MARA-30487824-S-M	□□	□□□	□□□	\$937	\$905	\$874
30" x 48" x 84" x 24"	MARA-30488424-S-M	□□	□□□	□□□	\$973	\$941	\$909
30" x 48" x 60" x 30"	MARA-30486030-S-M	□□	□□□	□□□	\$865	\$843	\$821
30" x 48" x 66" x 30"	MARA-30486630-S-M	□□	□□□	□□□	\$886	\$864	\$840
30" x 48" x 72" x 30"	MARA-30487230-S-M	□□	□□□	□□□	\$925	\$894	\$863
30" x 48" x 78" x 30"	MARA-30487830-S-M	□□	□□□	□□□	\$962	\$931	\$899
30" x 48" x 84" x 30"	MARA-30488430-S-M	□□	□□□	□□□	\$998	\$967	\$934

- 1
- 2
- 3
- 4

HOW TO ORDER

Indicate the following information on the order form:

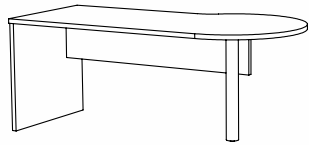
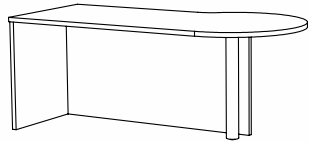
- Quantity of each item.
- Model Number, including options. (See "How to Build a Model Number.")
- Any special service required.

Note: The □ indicates that a choice is required.
The absence of □ indicates that no choice is required

HOW TO BUILD A MODEL NUMBER

- 1 Select Basic Model
- 2 Select Modesty Panel (Side B/Side C)
FF - Full/Full Modesty
PP - Partial/Partial Modesty
FP - Full/Partial Modesty
PF - Partial/Full Modesty
- 3 Select Top Color
See [Color Options](#)
- 4 Select Base Color
See [Color Options](#)

Grommet Color
See [Grommet Color Options](#)



P-Shape (T-Base)

(Right Dir.)

- Wood Grain PVC Edge
- No grommet option
- T Base ONLY
- Splice Plate included
- Metal post leg
- Full Modesty

Dimensions (DxW)	Basic Model	Surface Direction	Modesty Panel	Top Color	Base Color	FF Net Price	FP Net Price
24 x 48	MARP-2448	<input type="checkbox"/>	<input type="checkbox"/>	□□□	□□□	\$613	\$552
24 x 54	MARP-2454	<input type="checkbox"/>	<input type="checkbox"/>	□□□	□□□	\$625	\$563
24 x 60	MARP-2460	<input type="checkbox"/>	<input type="checkbox"/>	□□□	□□□	\$638	\$575
24 x 66	MARP-2466	<input type="checkbox"/>	<input type="checkbox"/>	□□□	□□□	\$651	\$586
24 x 72	MARP-2472	<input type="checkbox"/>	<input type="checkbox"/>	□□□	□□□	\$664	\$599
24 x 78	MARP-2478	<input type="checkbox"/>	<input type="checkbox"/>	□□□	□□□	\$677	\$610
24 x 84	MARP-2484	<input type="checkbox"/>	<input type="checkbox"/>	□□□	□□□	\$689	\$621
30 x 48	MARP-3048	<input type="checkbox"/>	<input type="checkbox"/>	□□□	□□□	\$627	\$564
30 x 54	MARP-3054	<input type="checkbox"/>	<input type="checkbox"/>	□□□	□□□	\$639	\$575
30 x 60	MARP-3060	<input type="checkbox"/>	<input type="checkbox"/>	□□□	□□□	\$652	\$587
30 x 66	MARP-3066	<input type="checkbox"/>	<input type="checkbox"/>	□□□	□□□	\$665	\$599
30 x 72	MARP-3072	<input type="checkbox"/>	<input type="checkbox"/>	□□□	□□□	\$678	\$611
30 x 78	MARP-3078	<input type="checkbox"/>	<input type="checkbox"/>	□□□	□□□	\$692	\$623
30 x 84	MARP-3084	<input type="checkbox"/>	<input type="checkbox"/>	□□□	□□□	\$704	\$634
36 x 48	MARP-3648	<input type="checkbox"/>	<input type="checkbox"/>	□□□	□□□	\$639	\$576
36 x 54	MARP-3654	<input type="checkbox"/>	<input type="checkbox"/>	□□□	□□□	\$652	\$587
36 x 60	MARP-3660	<input type="checkbox"/>	<input type="checkbox"/>	□□□	□□□	\$665	\$599
36 x 66	MARP-3666	<input type="checkbox"/>	<input type="checkbox"/>	□□□	□□□	\$678	\$611
36 x 72	MARP-3672	<input type="checkbox"/>	<input type="checkbox"/>	□□□	□□□	\$693	\$623
36 x 78	MARP-3678	<input type="checkbox"/>	<input type="checkbox"/>	□□□	□□□	\$706	\$636
36 x 84	MARP-3684	<input type="checkbox"/>	<input type="checkbox"/>	□□□	□□□	\$718	\$647

1

2

3

4

5

HOW TO ORDER

Indicate the following information on the order form:

1. Quantity of each item.
2. Model Number, including options. (See "How to Build a Model Number.")
3. Any special service required.

Note: The indicates that a choice is required.
The absence of indicates that no choice is required

HOW TO BUILD A MODEL NUMBER

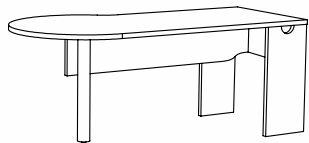
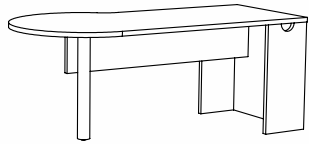
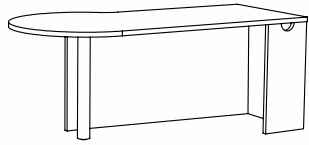
1 Select Basic Model

2 Select Surface Direction
L-T-M - Left, T Base, Metal Post
R-T-M - Right, T Base, Metal Post

3 Select Modesty Panel
FF - Full/Full Modesty
FP - Full/Partial Modesty

4 Select Top Color
See [Color Options](#)

5 Select Base Color
See [Color Options](#)



P-Shape (S-Base)

(Left & Right Dir.)

- Wood Grain PVC Edge
- No grommet option
- Standard Base Only
- Splice Plate included
- Metal post leg
- 12" Partial Modesty on long side, 8" Partial Modesty on short side, or full Modesty Panels as desired

Dimensions (DxW)	Basic Model	Surface Direction	Modesty Panel	Top Color	Base Color	FF Net Price	FP Net Price	PP Net Price
24 x 48	MARP-2448	<input type="checkbox"/>	<input type="checkbox"/>	□□□	□□□	\$619	\$607	\$595
24 x 54	MARP-2454	<input type="checkbox"/>	<input type="checkbox"/>	□□□	□□□	\$631	\$619	\$606
24 x 60	MARP-2460	<input type="checkbox"/>	<input type="checkbox"/>	□□□	□□□	\$645	\$631	\$619
24 x 66	MARP-2466	<input type="checkbox"/>	<input type="checkbox"/>	□□□	□□□	\$658	\$645	\$631
24 x 72	MARP-2472	<input type="checkbox"/>	<input type="checkbox"/>	□□□	□□□	\$671	\$659	\$645
24 x 78	MARP-2478	<input type="checkbox"/>	<input type="checkbox"/>	□□□	□□□	\$684	\$671	\$657
24 x 84	MARP-2484	<input type="checkbox"/>	<input type="checkbox"/>	□□□	□□□	\$696	\$682	\$669
30 x 48	MARP-3048	<input type="checkbox"/>	<input type="checkbox"/>	□□□	□□□	\$633	\$621	\$608
30 x 54	MARP-3054	<input type="checkbox"/>	<input type="checkbox"/>	□□□	□□□	\$645	\$633	\$619
30 x 60	MARP-3060	<input type="checkbox"/>	<input type="checkbox"/>	□□□	□□□	\$659	\$646	\$633
30 x 66	MARP-3066	<input type="checkbox"/>	<input type="checkbox"/>	□□□	□□□	\$672	\$659	\$646
30 x 72	MARP-3072	<input type="checkbox"/>	<input type="checkbox"/>	□□□	□□□	\$686	\$672	\$659
30 x 78	MARP-3078	<input type="checkbox"/>	<input type="checkbox"/>	□□□	□□□	\$699	\$686	\$671
30 x 84	MARP-3084	<input type="checkbox"/>	<input type="checkbox"/>	□□□	□□□	\$711	\$697	\$683
36 x 48	MARP-3648	<input type="checkbox"/>	<input type="checkbox"/>	□□□	□□□	\$646	\$633	\$620
36 x 54	MARP-3654	<input type="checkbox"/>	<input type="checkbox"/>	□□□	□□□	\$659	\$646	\$633
36 x 60	MARP-3660	<input type="checkbox"/>	<input type="checkbox"/>	□□□	□□□	\$672	\$659	\$646
36 x 66	MARP-3666	<input type="checkbox"/>	<input type="checkbox"/>	□□□	□□□	\$686	\$672	\$659
36 x 72	MARP-3672	<input type="checkbox"/>	<input type="checkbox"/>	□□□	□□□	\$699	\$686	\$672
36 x 78	MARP-3678	<input type="checkbox"/>	<input type="checkbox"/>	□□□	□□□	\$713	\$699	\$686
36 x 84	MARP-3684	<input type="checkbox"/>	<input type="checkbox"/>	□□□	□□□	\$726	\$712	\$697

1

2

3

4

5

HOW TO ORDER

Indicate the following information on the order form:

1. Quantity of each item.
2. Model Number, including options. (See "How to Build a Model Number.")
3. Any special service required.

Note: The indicates that a choice is required.
The absence of indicates that no choice is required

HOW TO BUILD A MODEL NUMBER

1 Select Basic Model

2 Select Surface Direction

L-S-M - Left, S Base, Metal Post
R-S-M - Right, S Base, Metal Post

3 Select Modesty Panel (Long side/Short Side)

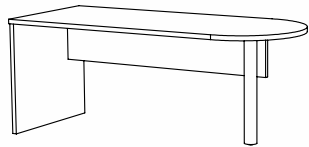
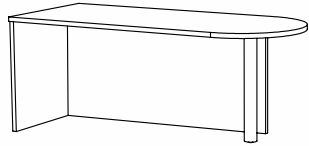
FF - Full/Full Modesty
PP - Partial/Partial Modesty
PF - Partial/Full Modesty

4 Select Top Color

See [Color Options](#)

5 Select Base Color

See [Color Options](#)



D-Shape Desk (T-Base)

(Left & Right Dir.)

- Wood Grain PVC Edge
- No grommet option
- T Base ONLY
- Splice Plate included
- Metal post leg
- Full Modesty

Dimensions (DxW)	Basic Model	Surface Direction	Modesty Panel	Top Color	Base Color	FF Net Price	FP Net Price
24 x 48	MARD-2448	<input type="checkbox"/>	<input type="checkbox"/>	000	000	\$559	\$549
24 x 54	MARD-2454	<input type="checkbox"/>	<input type="checkbox"/>	000	000	\$570	\$558
24 x 60	MARD-2460	<input type="checkbox"/>	<input type="checkbox"/>	000	000	\$577	\$565
24 x 66	MARD-2466	<input type="checkbox"/>	<input type="checkbox"/>	000	000	\$586	\$574
24 x 72	MARD-2472	<input type="checkbox"/>	<input type="checkbox"/>	000	000	\$596	\$584
24 x 78	MARD-2478	<input type="checkbox"/>	<input type="checkbox"/>	000	000	\$606	\$592
24 x 84	MARD-2484	<input type="checkbox"/>	<input type="checkbox"/>	000	000	\$616	\$600
30 x 48	MARD-3048	<input type="checkbox"/>	<input type="checkbox"/>	000	000	\$576	\$563
30 x 54	MARD-3054	<input type="checkbox"/>	<input type="checkbox"/>	000	000	\$586	\$574
30 x 60	MARD-3060	<input type="checkbox"/>	<input type="checkbox"/>	000	000	\$596	\$582
30 x 66	MARD-3066	<input type="checkbox"/>	<input type="checkbox"/>	000	000	\$611	\$589
30 x 72	MARD-3072	<input type="checkbox"/>	<input type="checkbox"/>	000	000	\$628	\$598
30 x 78	MARD-3078	<input type="checkbox"/>	<input type="checkbox"/>	000	000	\$642	\$606
30 x 84	MARD-3084	<input type="checkbox"/>	<input type="checkbox"/>	000	000	\$653	\$616
36 x 48	MARD-3648	<input type="checkbox"/>	<input type="checkbox"/>	000	000	\$592	\$579
36 x 54	MARD-3654	<input type="checkbox"/>	<input type="checkbox"/>	000	000	\$602	\$588
36 x 60	MARD-3660	<input type="checkbox"/>	<input type="checkbox"/>	000	000	\$612	\$596
36 x 66	MARD-3666	<input type="checkbox"/>	<input type="checkbox"/>	000	000	\$628	\$606
36 x 72	MARD-3672	<input type="checkbox"/>	<input type="checkbox"/>	000	000	\$642	\$614
36 x 78	MARD-3678	<input type="checkbox"/>	<input type="checkbox"/>	000	000	\$653	\$622
36 x 84	MARD-3684	<input type="checkbox"/>	<input type="checkbox"/>	000	000	\$663	\$630

1

2

3

4

5

HOW TO ORDER

Indicate the following information on the order form:

1. Quantity of each item.
2. Model Number, including options. (See "How to Build a Model Number.")
3. Any special service required.

Note: The indicates that a choice is required.
The absence of indicates that no choice is required

HOW TO BUILD A MODEL NUMBER

1 Select Basic Model

2 Select Surface Direction

L-T-M - Left, T Base, Metal Post
R-T-M - Right, T Base, Metal Post

3 Select Modesty Panel

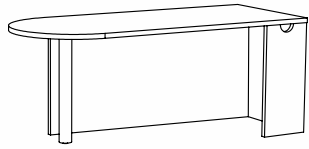
FF - Full/Full Modesty
FP - Full/Partial Modesty

4 Select Top Color

See [Color Options](#)

5 Select Base Color

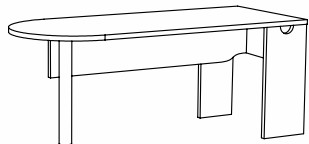
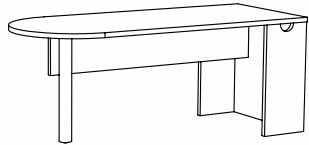
See [Color Options](#)



D-Shape Desk (S-Base)

(Left & Right Dir.)

- Wood Grain PVC Edge
- No grommet option
- Standard Base Only
- Splice Plate included
- Metal post leg
- Full Modesty



Dimensions (DxW)	Basic Model	Surface Direction	Modesty Panel	Top Color	Base Color	FF Net Price	FP Net Price	PP Net Price
24 x 48	MARD-2448	<input type="checkbox"/>	<input type="checkbox"/>	□□□	□□□	\$562	\$554	\$546
24 x 54	MARD-2454	<input type="checkbox"/>	<input type="checkbox"/>	□□□	□□□	\$572	\$565	\$555
24 x 60	MARD-2460	<input type="checkbox"/>	<input type="checkbox"/>	□□□	□□□	\$580	\$572	\$563
24 x 66	MARD-2466	<input type="checkbox"/>	<input type="checkbox"/>	□□□	□□□	\$589	\$580	\$571
24 x 72	MARD-2472	<input type="checkbox"/>	<input type="checkbox"/>	□□□	□□□	\$600	\$591	\$582
24 x 78	MARD-2478	<input type="checkbox"/>	<input type="checkbox"/>	□□□	□□□	\$610	\$601	\$592
24 x 84	MARD-2484	<input type="checkbox"/>	<input type="checkbox"/>	□□□	□□□	\$619	\$611	\$601
30 x 48	MARD-3048	<input type="checkbox"/>	<input type="checkbox"/>	□□□	□□□	\$578	\$570	\$561
30 x 54	MARD-3054	<input type="checkbox"/>	<input type="checkbox"/>	□□□	□□□	\$589	\$580	\$571
30 x 60	MARD-3060	<input type="checkbox"/>	<input type="checkbox"/>	□□□	□□□	\$600	\$592	\$583
30 x 66	MARD-3066	<input type="checkbox"/>	<input type="checkbox"/>	□□□	□□□	\$615	\$606	\$596
30 x 72	MARD-3072	<input type="checkbox"/>	<input type="checkbox"/>	□□□	□□□	\$631	\$622	\$612
30 x 78	MARD-3078	<input type="checkbox"/>	<input type="checkbox"/>	□□□	□□□	\$646	\$636	\$627
30 x 84	MARD-3084	<input type="checkbox"/>	<input type="checkbox"/>	□□□	□□□	\$656	\$647	\$637
36 x 48	MARD-3648	<input type="checkbox"/>	<input type="checkbox"/>	□□□	□□□	\$595	\$586	\$577
36 x 54	MARD-3654	<input type="checkbox"/>	<input type="checkbox"/>	□□□	□□□	\$605	\$596	\$587
36 x 60	MARD-3660	<input type="checkbox"/>	<input type="checkbox"/>	□□□	□□□	\$616	\$607	\$598
36 x 66	MARD-3666	<input type="checkbox"/>	<input type="checkbox"/>	□□□	□□□	\$631	\$622	\$612
36 x 72	MARD-3672	<input type="checkbox"/>	<input type="checkbox"/>	□□□	□□□	\$646	\$636	\$627
36 x 78	MARD-3678	<input type="checkbox"/>	<input type="checkbox"/>	□□□	□□□	\$656	\$647	\$637
36 x 84	MARD-3684	<input type="checkbox"/>	<input type="checkbox"/>	□□□	□□□	\$666	\$656	\$646

1

2

3

4

5

HOW TO ORDER

Indicate the following information on the order form:

1. Quantity of each item.
2. Model Number, including options. (See "How to Build a Model Number.")
3. Any special service required.

Note: The indicates that a choice is required.
The absence of indicates that no choice is required

HOW TO BUILD A MODEL NUMBER

1 Select Basic Model

2 Select Surface Direction
L-S-M - Left, Standard Base, Metal Post
R-S-M - Right, Standard Base, Metal Post

3 Select Modesty Panel (Long Side/Short Side)

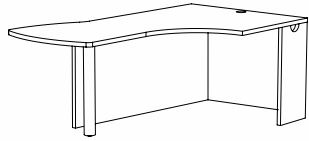
FF - Full/Full Modesty
PP - Partial/Partial Modesty
PF - Partial/Full Modesty

4 Select Top Color

See [Color Options](#)

5 Select Base Color

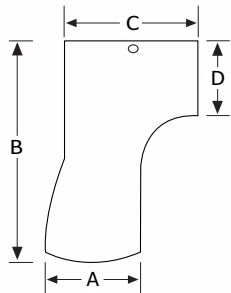
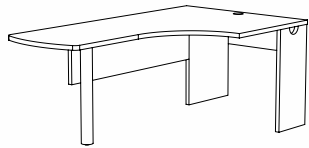
See [Color Options](#)



F-Shape Desk

(Left Dir.)

- Wood Grain PVC Edge
- Standard grommet
- Standard base
- Metal post leg
- 6" knee space
- 12" Partial Modesty on long side, 8" Partial Modesty on short side, or full Modesty Panels as desired



Dimensions (AxBxCxD)	Basic Model	Modesty Panel	Top Color	Base Color	FF Net Price	FP Net Price	PP Net Price
24" x 60" x 42" x 24"	MARF-24604224-S-M	<input type="checkbox"/>	<input type="checkbox"/>	<input type="checkbox"/>	\$782	\$761	\$739
24" x 66" x 42" x 24"	MARF-24664224-S-M	<input type="checkbox"/>	<input type="checkbox"/>	<input type="checkbox"/>	\$810	\$788	\$766
24" x 72" x 42" x 24"	MARF-24724224-S-M	<input type="checkbox"/>	<input type="checkbox"/>	<input type="checkbox"/>	\$838	\$815	\$791
24" x 78" x 42" x 24"	MARF-24784224-S-M	<input type="checkbox"/>	<input type="checkbox"/>	<input type="checkbox"/>	\$876	\$852	\$827
24" x 84" x 42" x 24"	MARF-24844224-S-M	<input type="checkbox"/>	<input type="checkbox"/>	<input type="checkbox"/>	\$915	\$890	\$864
24" x 60" x 42" x 30"	MARF-24604230-S-M	<input type="checkbox"/>	<input type="checkbox"/>	<input type="checkbox"/>	\$813	\$790	\$768
24" x 66" x 42" x 30"	MARF-24664230-S-M	<input type="checkbox"/>	<input type="checkbox"/>	<input type="checkbox"/>	\$844	\$821	\$798
24" x 72" x 42" x 30"	MARF-24724230-S-M	<input type="checkbox"/>	<input type="checkbox"/>	<input type="checkbox"/>	\$874	\$850	\$826
24" x 78" x 42" x 30"	MARF-24784230-S-M	<input type="checkbox"/>	<input type="checkbox"/>	<input type="checkbox"/>	\$909	\$884	\$859
24" x 84" x 42" x 30"	MARF-24844230-S-M	<input type="checkbox"/>	<input type="checkbox"/>	<input type="checkbox"/>	\$947	\$921	\$895
30" x 60" x 42" x 24"	MARF-30604224-S-M	<input type="checkbox"/>	<input type="checkbox"/>	<input type="checkbox"/>	\$813	\$790	\$768
30" x 66" x 42" x 24"	MARF-30664224-S-M	<input type="checkbox"/>	<input type="checkbox"/>	<input type="checkbox"/>	\$844	\$821	\$798
30" x 72" x 42" x 24"	MARF-30724224-S-M	<input type="checkbox"/>	<input type="checkbox"/>	<input type="checkbox"/>	\$874	\$850	\$826
30" x 78" x 42" x 24"	MARF-30784224-S-M	<input type="checkbox"/>	<input type="checkbox"/>	<input type="checkbox"/>	\$909	\$884	\$859
30" x 84" x 42" x 24"	MARF-30844224-S-M	<input type="checkbox"/>	<input type="checkbox"/>	<input type="checkbox"/>	\$947	\$921	\$895
30" x 60" x 42" x 30"	MARF-30604230-S-M	<input type="checkbox"/>	<input type="checkbox"/>	<input type="checkbox"/>	\$846	\$823	\$799
30" x 66" x 42" x 30"	MARF-30664230-S-M	<input type="checkbox"/>	<input type="checkbox"/>	<input type="checkbox"/>	\$873	\$849	\$825
30" x 72" x 42" x 30"	MARF-30724230-S-M	<input type="checkbox"/>	<input type="checkbox"/>	<input type="checkbox"/>	\$901	\$876	\$852
30" x 78" x 42" x 30"	MARF-30784230-S-M	<input type="checkbox"/>	<input type="checkbox"/>	<input type="checkbox"/>	\$930	\$905	\$879
30" x 84" x 42" x 30"	MARF-30844230-S-M	<input type="checkbox"/>	<input type="checkbox"/>	<input type="checkbox"/>	\$968	\$942	\$915

- 1
- 2
- 3
- 4

HOW TO ORDER

Indicate the following information on the order form:

1. Quantity of each item.
2. Model Number, including options. (See "How to Build a Model Number.")
3. Any special service required.

Note: The indicates that a choice is required.
The absence of indicates that no choice is required

HOW TO BUILD A MODEL NUMBER

1 Select Basic Model

2 Select Modesty Panel

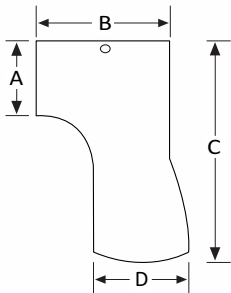
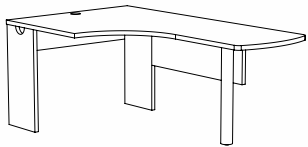
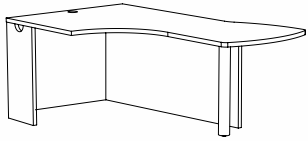
(Side B/Side C)

- FF - Full/Full Modesty
- PP - Partial/Partial Modesty
- FP - Full/Partial Modesty
- PF - Partial/Full Modesty

3 Select Top Color
See [Color Options](#)

4 Select Base Color
See [Color Options](#)

Grommet Color
See [Grommet Color Options](#)



F-Shape Desk

(Right Dir.)

- Wood Grain PVC Edge
- Standard grommet
- Standard base
- Metal post leg
- 6" knee space
- 12" Partial Modesty on long side, 8" Partial Modesty on short side, or full Modesty Panels as desired

Dimensions (AxBxCxD)	Basic Model	Modesty Panel	Top Color	Base Color	FF Net Price	FP Net Price	PP Net Price
24" x 42" x 60" x 24"	MARF-24426024-S-M	<input type="checkbox"/>	<input type="checkbox"/>	<input type="checkbox"/>	\$782	\$761	\$739
24" x 42" x 66" x 24"	MARF-24426624-S-M	<input type="checkbox"/>	<input type="checkbox"/>	<input type="checkbox"/>	\$810	\$788	\$766
24" x 42" x 72" x 24"	MARF-24427224-S-M	<input type="checkbox"/>	<input type="checkbox"/>	<input type="checkbox"/>	\$838	\$815	\$791
24" x 42" x 78" x 24"	MARF-24427824-S-M	<input type="checkbox"/>	<input type="checkbox"/>	<input type="checkbox"/>	\$876	\$852	\$827
24" x 42" x 84" x 24"	MARF-24428424-S-M	<input type="checkbox"/>	<input type="checkbox"/>	<input type="checkbox"/>	\$915	\$890	\$864
24" x 42" x 60" x 30"	MARF-24426030-S-M	<input type="checkbox"/>	<input type="checkbox"/>	<input type="checkbox"/>	\$813	\$790	\$768
24" x 42" x 66" x 30"	MARF-24426630-S-M	<input type="checkbox"/>	<input type="checkbox"/>	<input type="checkbox"/>	\$844	\$821	\$798
24" x 42" x 72" x 30"	MARF-24427230-S-M	<input type="checkbox"/>	<input type="checkbox"/>	<input type="checkbox"/>	\$874	\$850	\$826
24" x 42" x 78" x 30"	MARF-24427830-S-M	<input type="checkbox"/>	<input type="checkbox"/>	<input type="checkbox"/>	\$909	\$884	\$859
24" x 42" x 84" x 30"	MARF-24428430-S-M	<input type="checkbox"/>	<input type="checkbox"/>	<input type="checkbox"/>	\$947	\$921	\$895
30" x 42" x 60" x 24"	MARF-30426024-S-M	<input type="checkbox"/>	<input type="checkbox"/>	<input type="checkbox"/>	\$813	\$790	\$768
30" x 42" x 66" x 24"	MARF-30426624-S-M	<input type="checkbox"/>	<input type="checkbox"/>	<input type="checkbox"/>	\$844	\$821	\$798
30" x 42" x 72" x 24"	MARF-30427224-S-M	<input type="checkbox"/>	<input type="checkbox"/>	<input type="checkbox"/>	\$874	\$850	\$826
30" x 42" x 78" x 24"	MARF-30427824-S-M	<input type="checkbox"/>	<input type="checkbox"/>	<input type="checkbox"/>	\$909	\$884	\$859
30" x 42" x 84" x 24"	MARF-30428424-S-M	<input type="checkbox"/>	<input type="checkbox"/>	<input type="checkbox"/>	\$947	\$921	\$895
30" x 42" x 60" x 30"	MARF-30426030-S-M	<input type="checkbox"/>	<input type="checkbox"/>	<input type="checkbox"/>	\$846	\$823	\$799
30" x 42" x 66" x 30"	MARF-30426630-S-M	<input type="checkbox"/>	<input type="checkbox"/>	<input type="checkbox"/>	\$873	\$849	\$825
30" x 42" x 72" x 30"	MARF-30427230-S-M	<input type="checkbox"/>	<input type="checkbox"/>	<input type="checkbox"/>	\$901	\$876	\$852
30" x 42" x 78" x 30"	MARF-30427830-S-M	<input type="checkbox"/>	<input type="checkbox"/>	<input type="checkbox"/>	\$930	\$905	\$879
30" x 42" x 84" x 30"	MARF-30428430-S-M	<input type="checkbox"/>	<input type="checkbox"/>	<input type="checkbox"/>	\$968	\$942	\$915

- 1
- 2
- 3
- 4

HOW TO ORDER

Indicate the following information on the order form:

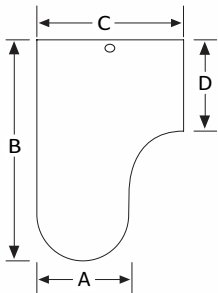
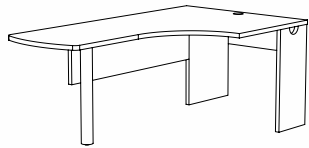
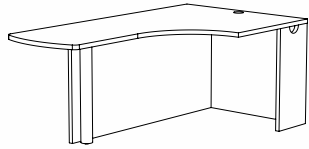
1. Quantity of each item.
2. Model Number, including options. (See "How to Build a Model Number.")
3. Any special service required.

Note: The indicates that a choice is required.
The absence of indicates that no choice is required

HOW TO BUILD A MODEL NUMBER

- 1 Select Basic Model**
- 2 Select Modesty Panel**
(Side B/Side C)
FF - Full/Full Modesty
PP - Partial/Partial Modesty
FP - Full/Partial Modesty
PF - Partial/Full Modesty
- 3 Select Top Color**
See [Color Options](#)
- 4 Select Base Color**
See [Color Options](#)

Grommet Color
See [Grommet Color Options](#)



42" Piano J-Shape Desk

(Left Dir.)

- Wood Grain PVC Edge
- Standard grommet
- Standard base
- Metal post leg
- 6" knee space
- 12" Partial Modesty on long side, 8" Partial Modesty on short side, or full Modesty Panels as desired

Dimensions (AxBxCxD)	Basic Model	Modesty Panel	Top Color	Base Color	FF Net Price	FP Net Price	PP Net Price
24" x 60" x 42" x 24"	MARJ-24604224-S-M	<input type="checkbox"/>	<input type="checkbox"/>	<input type="checkbox"/>	\$779	\$753	\$728
24" x 66" x 42" x 24"	MARJ-24664224-S-M	<input type="checkbox"/>	<input type="checkbox"/>	<input type="checkbox"/>	\$808	\$782	\$756
24" x 72" x 42" x 24"	MARJ-24724224-S-M	<input type="checkbox"/>	<input type="checkbox"/>	<input type="checkbox"/>	\$844	\$817	\$790
24" x 78" x 42" x 24"	MARJ-24784224-S-M	<input type="checkbox"/>	<input type="checkbox"/>	<input type="checkbox"/>	\$883	\$855	\$826
24" x 84" x 42" x 24"	MARJ-24844224-S-M	<input type="checkbox"/>	<input type="checkbox"/>	<input type="checkbox"/>	\$916	\$886	\$857
24" x 60" x 42" x 30"	MARJ-24604230-S-M	<input type="checkbox"/>	<input type="checkbox"/>	<input type="checkbox"/>	\$810	\$784	\$758
24" x 66" x 42" x 30"	MARJ-24664230-S-M	<input type="checkbox"/>	<input type="checkbox"/>	<input type="checkbox"/>	\$841	\$814	\$787
24" x 72" x 42" x 30"	MARJ-24724230-S-M	<input type="checkbox"/>	<input type="checkbox"/>	<input type="checkbox"/>	\$873	\$845	\$816
24" x 78" x 42" x 30"	MARJ-24784230-S-M	<input type="checkbox"/>	<input type="checkbox"/>	<input type="checkbox"/>	\$911	\$882	\$852
24" x 84" x 42" x 30"	MARJ-24844230-S-M	<input type="checkbox"/>	<input type="checkbox"/>	<input type="checkbox"/>	\$946	\$916	\$885
30" x 60" x 42" x 24"	MARJ-30604224-S-M	<input type="checkbox"/>	<input type="checkbox"/>	<input type="checkbox"/>	\$810	\$784	\$758
30" x 66" x 42" x 24"	MARJ-30664224-S-M	<input type="checkbox"/>	<input type="checkbox"/>	<input type="checkbox"/>	\$841	\$814	\$787
30" x 72" x 42" x 24"	MARJ-30724224-S-M	<input type="checkbox"/>	<input type="checkbox"/>	<input type="checkbox"/>	\$873	\$845	\$816
30" x 78" x 42" x 24"	MARJ-30784224-S-M	<input type="checkbox"/>	<input type="checkbox"/>	<input type="checkbox"/>	\$911	\$882	\$852
30" x 84" x 42" x 24"	MARJ-30844224-S-M	<input type="checkbox"/>	<input type="checkbox"/>	<input type="checkbox"/>	\$946	\$916	\$885
30" x 60" x 42" x 30"	MARJ-30604230-S-M	<input type="checkbox"/>	<input type="checkbox"/>	<input type="checkbox"/>	\$832	\$805	\$779
30" x 66" x 42" x 30"	MARJ-30664230-S-M	<input type="checkbox"/>	<input type="checkbox"/>	<input type="checkbox"/>	\$862	\$834	\$806
30" x 72" x 42" x 30"	MARJ-30724230-S-M	<input type="checkbox"/>	<input type="checkbox"/>	<input type="checkbox"/>	\$893	\$865	\$835
30" x 78" x 42" x 30"	MARJ-30784230-S-M	<input type="checkbox"/>	<input type="checkbox"/>	<input type="checkbox"/>	\$932	\$902	\$871
30" x 84" x 42" x 30"	MARJ-30844230-S-M	<input type="checkbox"/>	<input type="checkbox"/>	<input type="checkbox"/>	\$968	\$937	\$905

- 1
- 2
- 3
- 4

HOW TO ORDER

Indicate the following information on the order form:

1. Quantity of each item.
2. Model Number, including options. (See "How to Build a Model Number.")
3. Any special service required.

Note: The indicates that a choice is required.
The absence of indicates that no choice is required

HOW TO BUILD A MODEL NUMBER

1 Select Basic Model

2 Select Modesty Panel

(Side B/Side C)

- FF - Full/Full Modesty
- PP - Partial/Partial Modesty
- FP - Full/Partial Modesty
- PF - Partial/Full Modesty

3 Select Top Color

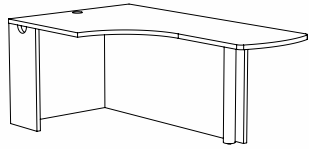
See [Color Options](#)

4 Select Base Color

See [Color Options](#)

Grommet Color

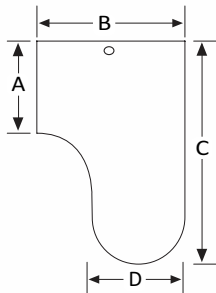
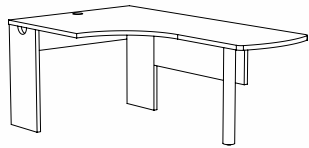
See [Grommet Color Options](#)



42" Piano J-Shape Desk

(Right Dir.)

- Wood Grain PVC Edge
- Standard grommet
- Standard base
- Metal post leg
- 6" knee space
- 12" Partial Modesty on long side, 8" Partial Modesty on short side, or full Modesty Panels as desired



Dimensions (AxBxCxD)	Basic Model	Modesty Panel	Top Color	Base Color	FF Net Price	FP Net Price	PP Net Price
24" x 42" x 60" x 24"	MARJ-24426024-S-M	□□	□□□	□□□	\$779	\$753	\$728
24" x 42" x 66" x 24"	MARJ-24426624-S-M	□□	□□□	□□□	\$808	\$782	\$756
24" x 42" x 72" x 24"	MARJ-24427224-S-M	□□	□□□	□□□	\$844	\$817	\$790
24" x 42" x 78" x 24"	MARJ-24427824-S-M	□□	□□□	□□□	\$883	\$855	\$826
24" x 42" x 84" x 24"	MARJ-24428424-S-M	□□	□□□	□□□	\$916	\$886	\$857
24" x 42" x 60" x 30"	MARJ-24426030-S-M	□□	□□□	□□□	\$810	\$784	\$758
24" x 42" x 66" x 30"	MARJ-24426630-S-M	□□	□□□	□□□	\$841	\$814	\$787
24" x 42" x 72" x 30"	MARJ-24427230-S-M	□□	□□□	□□□	\$873	\$845	\$816
24" x 42" x 78" x 30"	MARJ-24427830-S-M	□□	□□□	□□□	\$911	\$882	\$852
24" x 42" x 84" x 30"	MARJ-24428430-S-M	□□	□□□	□□□	\$946	\$916	\$885
30" x 42" x 60" x 24"	MARJ-30426024-S-M	□□	□□□	□□□	\$810	\$784	\$758
30" x 42" x 66" x 24"	MARJ-30426624-S-M	□□	□□□	□□□	\$841	\$814	\$787
30" x 42" x 72" x 24"	MARJ-30427224-S-M	□□	□□□	□□□	\$873	\$845	\$816
30" x 42" x 78" x 24"	MARJ-30427824-S-M	□□	□□□	□□□	\$911	\$882	\$852
30" x 42" x 84" x 24"	MARJ-30428424-S-M	□□	□□□	□□□	\$946	\$916	\$885
30" x 42" x 60" x 30"	MARJ-30426030-S-M	□□	□□□	□□□	\$832	\$805	\$779
30" x 42" x 66" x 30"	MARJ-30426630-S-M	□□	□□□	□□□	\$862	\$834	\$806
30" x 42" x 72" x 30"	MARJ-30427230-S-M	□□	□□□	□□□	\$893	\$865	\$835
30" x 42" x 78" x 30"	MARJ-30427830-S-M	□□	□□□	□□□	\$932	\$902	\$871
30" x 42" x 84" x 30"	MARJ-30428430-S-M	□□	□□□	□□□	\$968	\$937	\$905

- 1
- 2
- 3
- 4

HOW TO ORDER

Indicate the following information on the order form:

1. Quantity of each item.
2. Model Number, including options. (See "How to Build a Model Number.")
3. Any special service required.

Note: The □ indicates that a choice is required.
The absence of □ indicates that no choice is required

HOW TO BUILD A MODEL NUMBER

1 Select Basic Model

2 Select Modesty Panel

(Side B/Side C)

- FF - Full/Full Modesty
- PP - Partial/Partial Modesty
- FP - Full/Partial Modesty
- PF - Partial/Full Modesty

3 Select Top Color

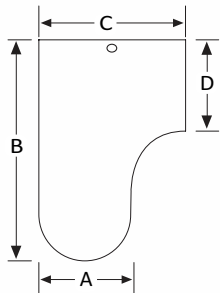
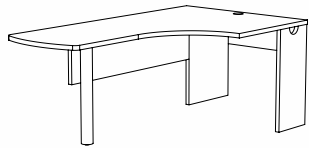
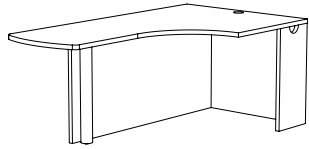
See [Color Options](#)

4 Select Base Color

See [Color Options](#)

Grommet Color

See [Grommet Color Options](#)



48" Piano J-Shape Desk

(Left Dir.)

- Wood Grain PVC Edge
- Standard grommet
- Standard base
- Metal post leg
- 6" knee space
- 12" Partial Modesty on long side, 8" Partial Modesty on short side, or full Modesty Panels as desired

Dimensions (AxBxCxD)	Basic Model	Modesty Panel	Top Color	Base Color	FF Net Price	FP Net Price	PP Net Price
24" x 60" x 48" x 24"	MARJ-24604824-S-M	<input type="checkbox"/>	<input type="checkbox"/>	<input type="checkbox"/>	\$809	\$783	\$757
24" x 66" x 48" x 24"	MARJ-24664824-S-M	<input type="checkbox"/>	<input type="checkbox"/>	<input type="checkbox"/>	\$839	\$811	\$784
24" x 72" x 48" x 24"	MARJ-24724824-S-M	<input type="checkbox"/>	<input type="checkbox"/>	<input type="checkbox"/>	\$875	\$847	\$818
24" x 78" x 48" x 24"	MARJ-24784824-S-M	<input type="checkbox"/>	<input type="checkbox"/>	<input type="checkbox"/>	\$913	\$884	\$855
24" x 84" x 48" x 24"	MARJ-24844824-S-M	<input type="checkbox"/>	<input type="checkbox"/>	<input type="checkbox"/>	\$946	\$916	\$885
24" x 60" x 48" x 30"	MARJ-24604830-S-M	<input type="checkbox"/>	<input type="checkbox"/>	<input type="checkbox"/>	\$841	\$814	\$787
24" x 66" x 48" x 30"	MARJ-24664830-S-M	<input type="checkbox"/>	<input type="checkbox"/>	<input type="checkbox"/>	\$871	\$843	\$815
24" x 72" x 48" x 30"	MARJ-24724830-S-M	<input type="checkbox"/>	<input type="checkbox"/>	<input type="checkbox"/>	\$903	\$874	\$845
24" x 78" x 48" x 30"	MARJ-24784830-S-M	<input type="checkbox"/>	<input type="checkbox"/>	<input type="checkbox"/>	\$941	\$911	\$881
24" x 84" x 48" x 30"	MARJ-24844830-S-M	<input type="checkbox"/>	<input type="checkbox"/>	<input type="checkbox"/>	\$977	\$945	\$914
30" x 60" x 48" x 24"	MARJ-30604824-S-M	<input type="checkbox"/>	<input type="checkbox"/>	<input type="checkbox"/>	\$841	\$814	\$787
30" x 66" x 48" x 24"	MARJ-30664824-S-M	<input type="checkbox"/>	<input type="checkbox"/>	<input type="checkbox"/>	\$871	\$843	\$815
30" x 72" x 48" x 24"	MARJ-30724824-S-M	<input type="checkbox"/>	<input type="checkbox"/>	<input type="checkbox"/>	\$903	\$874	\$845
30" x 78" x 48" x 24"	MARJ-30784824-S-M	<input type="checkbox"/>	<input type="checkbox"/>	<input type="checkbox"/>	\$941	\$911	\$881
30" x 84" x 48" x 24"	MARJ-30844824-S-M	<input type="checkbox"/>	<input type="checkbox"/>	<input type="checkbox"/>	\$977	\$945	\$914
30" x 60" x 48" x 30"	MARJ-30604830-S-M	<input type="checkbox"/>	<input type="checkbox"/>	<input type="checkbox"/>	\$862	\$835	\$807
30" x 66" x 48" x 30"	MARJ-30664830-S-M	<input type="checkbox"/>	<input type="checkbox"/>	<input type="checkbox"/>	\$892	\$864	\$834
30" x 72" x 48" x 30"	MARJ-30724830-S-M	<input type="checkbox"/>	<input type="checkbox"/>	<input type="checkbox"/>	\$924	\$894	\$864
30" x 78" x 48" x 30"	MARJ-30784830-S-M	<input type="checkbox"/>	<input type="checkbox"/>	<input type="checkbox"/>	\$962	\$931	\$900
30" x 84" x 48" x 30"	MARJ-30844830-S-M	<input type="checkbox"/>	<input type="checkbox"/>	<input type="checkbox"/>	\$998	\$966	\$934

- 1
- 2
- 3
- 4

HOW TO ORDER

Indicate the following information on the order form:

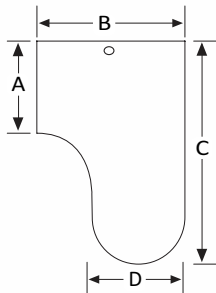
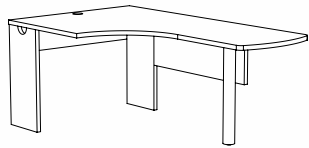
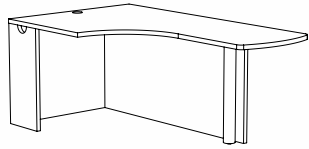
1. Quantity of each item.
2. Model Number, including options. (See "How to Build a Model Number.")
3. Any special service required.

Note: The indicates that a choice is required.
The absence of indicates that no choice is required

HOW TO BUILD A MODEL NUMBER

- 1 Select Basic Model**
- 2 Select Modesty Panel**
(Side B/Side C)
FF - Full/Full Modesty
PP - Partial/Partial Modesty
FP - Full/Partial Modesty
PF - Partial/Full Modesty
- 3 Select Top Color**
See [Color Options](#)
- 4 Select Base Color**
See [Color Options](#)

Grommet Color
See [Grommet Color Options](#)



48" Piano J-Shape Desk

(Right Dir.)

- Wood Grain PVC Edge
- Standard grommet
- Standard base
- Metal post leg
- 6" knee space
- 12" Partial Modesty on long side, 8" Partial Modesty on short side, or full Modesty Panels as desired

Dimensions (AxBxCxD)	Basic Model	Modesty Panel	Top Color	Base Color	FF Net Price	FP Net Price	PP Net Price
24" x 48" x 60" x 24"	MARJ-24486024-S-M	□□	□□□	□□□	\$809	\$783	\$757
24" x 48" x 66" x 24"	MARJ-24486624-S-M	□□	□□□	□□□	\$839	\$811	\$784
24" x 48" x 72" x 24"	MARJ-24487224-S-M	□□	□□□	□□□	\$875	\$847	\$818
24" x 48" x 78" x 24"	MARJ-24487824-S-M	□□	□□□	□□□	\$913	\$884	\$855
24" x 48" x 84" x 24"	MARJ-24488424-S-M	□□	□□□	□□□	\$946	\$916	\$885
24" x 48" x 60" x 30"	MARJ-24486030-S-M	□□	□□□	□□□	\$841	\$814	\$787
24" x 48" x 66" x 30"	MARJ-24486630-S-M	□□	□□□	□□□	\$871	\$843	\$815
24" x 48" x 72" x 30"	MARJ-24487230-S-M	□□	□□□	□□□	\$903	\$874	\$845
24" x 48" x 78" x 30"	MARJ-24487830-S-M	□□	□□□	□□□	\$941	\$911	\$881
24" x 48" x 84" x 30"	MARJ-24488430-S-M	□□	□□□	□□□	\$977	\$945	\$914
30" x 48" x 60" x 24"	MARJ-30486024-S-M	□□	□□□	□□□	\$841	\$814	\$787
30" x 48" x 66" x 24"	MARJ-30486624-S-M	□□	□□□	□□□	\$871	\$843	\$815
30" x 48" x 72" x 24"	MARJ-30487224-S-M	□□	□□□	□□□	\$903	\$874	\$845
30" x 48" x 78" x 24"	MARJ-30487824-S-M	□□	□□□	□□□	\$941	\$911	\$881
30" x 48" x 84" x 24"	MARJ-30488424-S-M	□□	□□□	□□□	\$977	\$945	\$914
30" x 48" x 60" x 30"	MARJ-30486030-S-M	□□	□□□	□□□	\$862	\$835	\$807
30" x 48" x 66" x 30"	MARJ-30486630-S-M	□□	□□□	□□□	\$892	\$864	\$834
30" x 48" x 72" x 30"	MARJ-30487230-S-M	□□	□□□	□□□	\$924	\$894	\$864
30" x 48" x 78" x 30"	MARJ-30487830-S-M	□□	□□□	□□□	\$962	\$931	\$900
30" x 48" x 84" x 30"	MARJ-30488430-S-M	□□	□□□	□□□	\$998	\$966	\$934

- 1
- 2
- 3
- 4

HOW TO ORDER

Indicate the following information on the order form:

1. Quantity of each item.
2. Model Number, including options. (See "How to Build a Model Number.")
3. Any special service required.

Note: The □ indicates that a choice is required.
The absence of □ indicates that no choice is required

HOW TO BUILD A MODEL NUMBER

1 Select Basic Model

2 Select Modesty Panel

(Side B/Side C)

- FF - Full/Full Modesty
- PP - Partial/Partial Modesty
- FP - Full/Partial Modesty
- PF - Partial/Full Modesty

3 Select Top Color

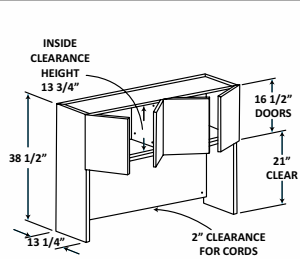
See [Color Options](#)

4 Select Base Color

See [Color Options](#)

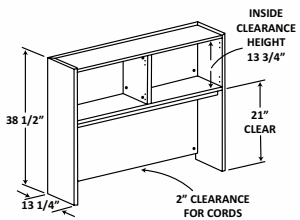
Grommet Color

See [Grommet Color Options](#)



Hutch with Doors

- Wood Grain PVC Edge
- Premium adjustable door hinges



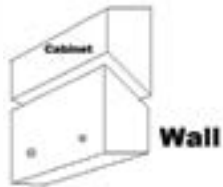
Hutch without Doors

- Wood Grain PVC Edge



Wall Hanging Hutch

- Wood Grain PVC Edge
- Premium adjustable door hinges
- French Cleat included



Width	Number of Doors	Basic Model	Lock Option	Color	Net Price	Lock Upcharge
30"	2	MARHD-30	<input type="checkbox"/>	□□□	\$612	\$26
36"	2	MARHD-36	<input type="checkbox"/>	□□□	\$628	\$26
42"	3	MARHD-42	<input type="checkbox"/>	□□□	\$726	\$52
48"	4	MARHD-48	<input type="checkbox"/>	□□□	\$742	\$52
54"	4	MARHD-54	<input type="checkbox"/>	□□□	\$765	\$52
60"	4	MARHD-60	<input type="checkbox"/>	□□□	\$789	\$52
66"	4	MARHD-66	<input type="checkbox"/>	□□□	\$812	\$52
72"	4	MARHD-72	<input type="checkbox"/>	□□□	\$835	\$52
78"	5	MARHD-78	<input type="checkbox"/>	□□□	\$864	\$78
84"	6	MARHD-84	<input type="checkbox"/>	□□□	\$988	\$78
30"	2	MARH-30	X	□□□	\$483	
36"	2	MARH-36	X	□□□	\$542	
42"	3	MARH-42	X	□□□	\$565	
48"	4	MARH-48	X	□□□	\$572	
54"	4	MARH-54	X	□□□	\$593	
60"	4	MARH-60	X	□□□	\$612	
66"	4	MARH-66	X	□□□	\$633	
72"	4	MARH-72	X	□□□	\$652	
78"	5	MARH-78	X	□□□	\$672	
84"	6	MARH-84	X	□□□	\$745	
30"	2	MARHH-30	<input type="checkbox"/>	□□□	\$588	\$26
36"	2	MARHH-36	<input type="checkbox"/>	□□□	\$619	\$26
42"	3	MARHH-42	<input type="checkbox"/>	□□□	\$712	\$52
48"	4	MARHH-48	<input type="checkbox"/>	□□□	\$735	\$52
54"	4	MARHH-54	<input type="checkbox"/>	□□□	\$759	\$52
60"	4	MARHH-60	<input type="checkbox"/>	□□□	\$783	\$52
66"	4	MARHH-66	<input type="checkbox"/>	□□□	\$807	\$52
72"	4	MARHH-72	<input type="checkbox"/>	□□□	\$831	\$52
78"	5	MARHH-78	<input type="checkbox"/>	□□□	\$860	\$78
84"	6	MARHH-84	<input type="checkbox"/>	□□□	\$968	\$78

1

2

3

HOW TO ORDER

Indicate the following information on the order form:

1. Quantity of each item.
2. Model Number, including options. (See "How to Build a Model Number.")
3. Any special service required.

Note: The indicates that a choice is required.
The absence of indicates that no choice is required

HOW TO BUILD A MODEL NUMBER

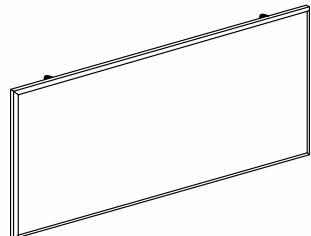
1 Select Basic Model

2 Select Lock Option

- X - No Lock
- L - Lock **ADD LOCK UPCHARGE**
- *Add Key Alike Note to Drawing
- Marathon Keys are for Marathon Products Only

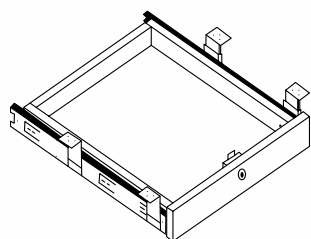
3 Select Color

See [Color Options](#)



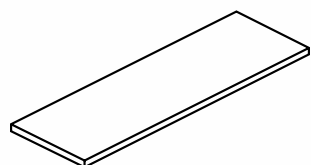
Tackboards

- Attaches to all 3 hutches
- 19" Height
- Hook mounted
- Specify fabric



Marathon Pencil Drawer

- Wood Grain PVC Edge
- No handles
- Lock optional



Extra Bookcase Shelf

Features	Basic Model	Color	Net Price
19" High by 30" Wide	MARTB-30		\$184
19" High by 36" Wide	MARTB-36		\$198
19" High by 42" Wide	MARTB-42		\$212
19" High by 48" Wide	MARTB-48		\$227
19" High by 54" Wide	MARTB-54		\$242
19" High by 60" Wide	MARTB-60		\$256
19" High by 66" Wide	MARTB-66		\$272
19" High by 72" Wide	MARTB-72		\$287
19" High by 78" Wide	MARTB-78		\$302
19" High by 84" Wide	MARTB-84		\$315
No Lock	MARPD-X	□□□	\$100
With Lock	MARPD-L	□□□	\$128
12" Deep by 30" Wide	MAREX-1230	□□□	\$73
12" Deep by 36" Wide	MAREX-1236	□□□	\$76
12" Deep by 42" Wide	MAREX-1242	□□□	\$80
15" Deep by 30" Wide	MAREX-1530	□□□	\$82
15" Deep by 36" Wide	MAREX-1536	□□□	\$88
15" Deep by 42" Wide	MAREX-1542	□□□	\$95

1

2

HOW TO ORDER

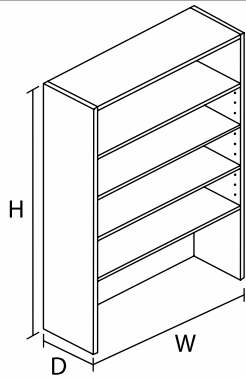
Indicate the following information on the order form:

1. Quantity of each item.
2. Model Number, including options. (See "How to Build a Model Number.")
3. Any special service required.

Note: The □ indicates that a choice is required.
The absence of □ indicates that no choice is required

HOW TO BUILD A MODEL NUMBER

- 1** Select Basic Model
- 2** Select Color
See [Color Options](#)
- (Tackboard Only)**
Cards are available online and by request



Desktop Bookcase

- Wood Grain PVC Edge
- Bookcase Width Options: 30", 36", and 42"
- Bookcase Depth Options: 12" and 15"
- Adjustable shelving provides versatility and convenience to fit any shelving situation.

Dimensions (WxDxH)	Adjustable Shelves	Basic Model	Color	Net Price
30" x 12" x 30"	1	MARDB-1230-30	<input type="checkbox"/>	\$435
30" x 12" x 36"	2	MARDB-1230-36	<input type="checkbox"/>	\$448
30" x 12" x 42"	2	MARDB-1230-42	<input type="checkbox"/>	\$474
30" x 12" x 48"	3	MARDB-1230-48	<input type="checkbox"/>	\$499
30" x 12" x 54"	3	MARDB-1230-54	<input type="checkbox"/>	\$523
36" x 12" x 30"	1	MARDB-1236-30	<input type="checkbox"/>	\$471
36" x 12" x 36"	2	MARDB-1236-36	<input type="checkbox"/>	\$483
36" x 12" x 42"	2	MARDB-1236-42	<input type="checkbox"/>	\$510
36" x 12" x 48"	3	MARDB-1236-48	<input type="checkbox"/>	\$534
36" x 12" x 54"	3	MARDB-1236-54	<input type="checkbox"/>	\$558
42" x 12" x 30"	1 center fixed	MARDB-1242-30	<input type="checkbox"/>	\$497
42" x 12" x 36"	1 & 1 center fixed	MARDB-1242-36	<input type="checkbox"/>	\$508
42" x 12" x 42"	1 & 1 center fixed	MARDB-1242-42	<input type="checkbox"/>	\$535
42" x 12" x 48"	2 & 1 center fixed	MARDB-1242-48	<input type="checkbox"/>	\$559
42" x 12" x 54"	2 & 1 center fixed	MARDB-1242-54	<input type="checkbox"/>	\$584
30" x 15" x 30"	1	MARDB153030	<input type="checkbox"/>	\$541
30" x 15" x 36"	2	MARDB153036	<input type="checkbox"/>	\$553
30" x 15" x 42"	2	MARDB153042	<input type="checkbox"/>	\$579
30" x 15" x 48"	3	MARDB153048	<input type="checkbox"/>	\$604
30" x 15" x 54"	3	MARDB153054	<input type="checkbox"/>	\$630
36" x 15" x 30"	1	MARDB153630	<input type="checkbox"/>	\$583
36" x 15" x 36"	2	MARDB153636	<input type="checkbox"/>	\$596
36" x 15" x 42"	2	MARDB153642	<input type="checkbox"/>	\$621
36" x 15" x 48"	3	MARDB153648	<input type="checkbox"/>	\$646
36" x 15" x 54"	3	MARDB153654	<input type="checkbox"/>	\$672
42" x 15" x 30"	1 center fixed	MARDB154230	<input type="checkbox"/>	\$608
42" x 15" x 36"	1 & 1 center fixed	MARDB154236	<input type="checkbox"/>	\$622
42" x 15" x 42"	1 & 1 center fixed	MARDB154242	<input type="checkbox"/>	\$647
42" x 15" x 48"	2 & 1 center fixed	MARDB154248	<input type="checkbox"/>	\$671
42" x 15" x 54"	2 & 1 center fixed	MARDB154254	<input type="checkbox"/>	\$698

1

2

HOW TO ORDER

Indicate the following information on the order form:

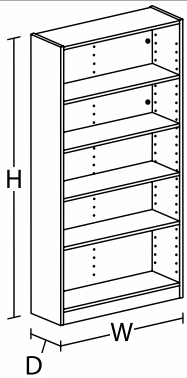
1. Quantity of each item.
2. Model Number, including options. (See "How to Build a Model Number.")
3. Any special service required.

Note: The indicates that a choice is required.
The absence of indicates that no choice is required

HOW TO BUILD A MODEL NUMBER

1 Select Basic Model

2 Select Color
See [Color Options](#)



Stand Alone Bookcases

(12" Deep)

- Wood Grain PVC Edge
- Adjustable shelving provides versatility and convenience to fit any shelving situation. Note: 78" and 84" height models include a fixed center shelf for enhanced structural integrity.

Dimensions (WxDxH)	Adjustable Shelves	Basic Model	Color	Net Price
30" x 12" x 30"	1	MARB-1230-30	<input type="checkbox"/>	\$476
30" x 12" x 36"	2	MARB-1230-36	<input type="checkbox"/>	\$488
30" x 12" x 42"	2	MARB-1230-42	<input type="checkbox"/>	\$514
30" x 12" x 48"	3	MARB-1230-48	<input type="checkbox"/>	\$539
30" x 12" x 54"	4	MARB-1230-54	<input type="checkbox"/>	\$563
30" x 12" x 60"	4	MARB-1230-60	<input type="checkbox"/>	\$594
30" x 12" x 66"	4	MARB-1230-66	<input type="checkbox"/>	\$630
30" x 12" x 72"	5	MARB-1230-72	<input type="checkbox"/>	\$661
30" x 12" x 78"	4 & 1 center fixed	MARB-1230-78	<input type="checkbox"/>	\$691
30" x 12" x 84"	4 & 1 center fixed	MARB-1230-84	<input type="checkbox"/>	\$722
36" x 12" x 30"	1	MARB-1263-30	<input type="checkbox"/>	\$512
36" x 12" x 36"	2	MARB-1236-36	<input type="checkbox"/>	\$524
36" x 12" x 42"	2	MARB-1236-42	<input type="checkbox"/>	\$551
36" x 12" x 48"	3	MARB-1236-48	<input type="checkbox"/>	\$575
36" x 12" x 54"	4	MARB-1236-54	<input type="checkbox"/>	\$599
36" x 12" x 60"	4	MARB-1236-60	<input type="checkbox"/>	\$626
36" x 12" x 66"	4	MARB-1236-66	<input type="checkbox"/>	\$666
36" x 12" x 72"	5	MARB-1236-72	<input type="checkbox"/>	\$697
36" x 12" x 78"	4 & 1 center fixed	MARB-1236-78	<input type="checkbox"/>	\$727
36" x 12" x 84"	4 & 1 center fixed	MARB-1236-84	<input type="checkbox"/>	\$757
42" x 12" x 30"	1	MARB-1242-30	<input type="checkbox"/>	\$547
42" x 12" x 36"	2	MARB-1242-36	<input type="checkbox"/>	\$559
42" x 12" x 42"	2	MARB-1242-42	<input type="checkbox"/>	\$586
42" x 12" x 48"	3	MARB-1242-48	<input type="checkbox"/>	\$610
42" x 12" x 54"	4	MARB-1242-54	<input type="checkbox"/>	\$634
42" x 12" x 60"	4	MARB-1242-60	<input type="checkbox"/>	\$661
42" x 12" x 66"	4	MARB-1242-66	<input type="checkbox"/>	\$701
42" x 12" x 72"	5	MARB-1242-72	<input type="checkbox"/>	\$732
42" x 12" x 78"	4 & 1 center fixed	MARB-1242-78	<input type="checkbox"/>	\$763
42" x 12" x 84"	4 & 1 center fixed	MARB-1242-84	<input type="checkbox"/>	\$793

1

2

HOW TO ORDER

Indicate the following information on the order form:

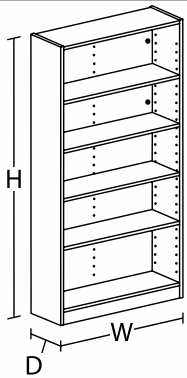
1. Quantity of each item.
2. Model Number, including options. (See "How to Build a Model Number.")
3. Any special service required.

Note: The indicates that a choice is required.
The absence of indicates that no choice is required

HOW TO BUILD A MODEL NUMBER

1 Select Basic Model

2 Select Color
See [Color Options](#)



Stand Alone Bookcases

(15" Deep)

- Wood Grain PVC Edge
- Adjustable shelving provides versatility and convenience to fit any shelving situation. Note: 78" and 84" height models include a fixed center shelf for enhanced structural integrity.

Dimensions (WxDxH)	Adjustable Shelves	Basic Model	Color	Net Price
30" x 15" x 30"	1	MARB-1530-30	<input type="checkbox"/>	\$582
30" x 15" x 36"	2	MARB-1530-36	<input type="checkbox"/>	\$594
30" x 15" x 42"	2	MARB-1530-42	<input type="checkbox"/>	\$621
30" x 15" x 48"	3	MARB-1530-48	<input type="checkbox"/>	\$645
30" x 15" x 54"	4	MARB-1530-54	<input type="checkbox"/>	\$671
30" x 15" x 60"	4	MARB-1530-60	<input type="checkbox"/>	\$701
30" x 15" x 66"	4	MARB-1530-66	<input type="checkbox"/>	\$732
30" x 15" x 72"	5	MARB-1530-72	<input type="checkbox"/>	\$763
30" x 15" x 78"	4 & 1 center fixed	MARB-1530-78	<input type="checkbox"/>	\$793
30" x 15" x 84"	4 & 1 center fixed	MARB-1530-84	<input type="checkbox"/>	\$823
36" x 15" x 30"	1	MARB-1536-30	<input type="checkbox"/>	\$623
36" x 15" x 36"	2	MARB-1536-36	<input type="checkbox"/>	\$638
36" x 15" x 42"	2	MARB-1536-42	<input type="checkbox"/>	\$662
36" x 15" x 48"	3	MARB-1536-48	<input type="checkbox"/>	\$686
36" x 15" x 54"	4	MARB-1536-54	<input type="checkbox"/>	\$712
36" x 15" x 60"	4	MARB-1536-60	<input type="checkbox"/>	\$747
36" x 15" x 66"	4	MARB-1536-66	<input type="checkbox"/>	\$777
36" x 15" x 72"	5	MARB-1536-72	<input type="checkbox"/>	\$808
36" x 15" x 78"	4 & 1 center fixed	MARB-1536-78	<input type="checkbox"/>	\$859
36" x 15" x 84"	4 & 1 center fixed	MARB-1536-84	<input type="checkbox"/>	\$890
42" x 15" x 30"	1	MARB-1542-30	<input type="checkbox"/>	\$664
42" x 15" x 36"	2	MARB-1542-36	<input type="checkbox"/>	\$681
42" x 15" x 42"	2	MARB-1542-42	<input type="checkbox"/>	\$703
42" x 15" x 48"	3	MARB-1542-48	<input type="checkbox"/>	\$727
42" x 15" x 54"	4	MARB-1542-54	<input type="checkbox"/>	\$754
42" x 15" x 60"	4	MARB-1542-60	<input type="checkbox"/>	\$793
42" x 15" x 66"	4	MARB-1542-66	<input type="checkbox"/>	\$824
42" x 15" x 72"	5	MARB-1542-72	<input type="checkbox"/>	\$853
42" x 15" x 78"	4 & 1 center fixed	MARB-1542-78	<input type="checkbox"/>	\$896
42" x 15" x 84"	4 & 1 center fixed	MARB-1542-84	<input type="checkbox"/>	\$937

1

2

HOW TO ORDER

Indicate the following information on the order form:


1. Quantity of each item.
2. Model Number, including options. (See "How to Build a Model Number.")
3. Any special service required.

Note: The indicates that a choice is required.
The absence of indicates that no choice is required

HOW TO BUILD A MODEL NUMBER

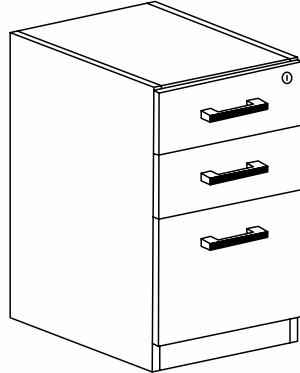
1 Select Basic Model

2 Select Color
See [Color Options](#)



**Pedestal File
(Worksurface Height w/ Top)**

- Wood Grain PVC Edge
- 100 Lbs drawer slide
- 29" Height with Top
- 22-1/4" Depth
- 16" Width
- Mobile = Casters
- Stationary = Adjustable Glides
- Level 1 Hardware included
- Factory installed counterbalance, lock, & file drawer bars included



**Pedestal File
(Underneath Worksurface)**

- Wood Grain PVC Edge
- 100 Lbs drawer slide
- Level 1 Hardware included
- 27-7/8" Under Desk Height
- 22-1/4" Depth
- 16" Width
- Mobile = Casters
- Stationary = Adjustable Glides
- Factory installed counterbalance, lock, & file drawer bars included

Basic Model	Foot Style	File Type	Lock Option	Top Color	Base Color	Net Price
MARWP	<input type="checkbox"/>	□□□	<input type="checkbox"/>	□□□	□□□	\$643

- 1**
- 2**
- 3**
- 4**
- 5**
- 6**

HOW TO ORDER

Indicate the following information on the order form:

1. Quantity of each item.
2. Model Number, including options.
(See "How to Build a Model Number.")
3. Any special service required.

Note:

The indicates that a choice is required.
The absence of indicates that no choice is required

HOW TO BUILD A MODEL NUMBER

1 Select Basic Model

- 2 Select Foot Style**
- M - Mobile (Casters)
- S - Stationary (Glides)

3 Select File Type

- BBF - Box/Box File ADD \$10
- FF - File/File

4 Select Lock Option

- X - No Lock
- L - Lock ADD \$26

5 Select Top Color

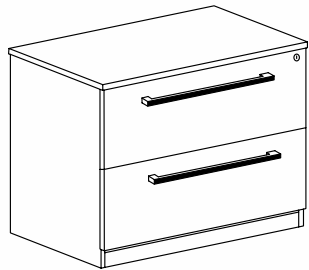
See [Color Options](#)

6 Select Base Color

See [Color Options](#)

Select Handles

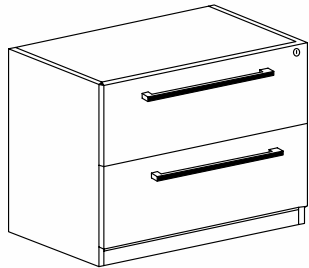
See [Handle Selection Chart](#)



**2 Drawer Lateral File
(Worksurface Height)**

- Wood Grain PVC Edge
- 100 Lbs drawer slide
- Level 1 Hardware included
- Factory installed counterbalance, lock, & file drawer bars included
- 29" File Height
- 22-1/4" Depth

Dimensions (WxDxH)	Basic Model	Lock Option	Top Color	Base Color	Net Price
30" x 22-1/4" x 29"	MARLF2D30	<input type="checkbox"/>	□□□	□□□	\$899
36" x 22-1/4" x 29"	MARLF2D36	<input type="checkbox"/>	□□□	□□□	\$999
42" x 22-1/4" x 29"	MARLF2D42	<input type="checkbox"/>	□□□	□□□	\$1,096



**2 Drawer Lateral File
(Under Desk Height)**

- Wood Grain PVC Edge
- 100 Lbs drawer slide
- Level 1 Hardware included
- Factory installed counterbalance, lock, & file drawer bars included
- 27-7/8" Under Desk Height
- 22-1/4" Depth

30" x 22-1/4" x 27-7/8"	MARLFU30	<input type="checkbox"/>	□□□	□□□	\$849
36" x 22-1/4" x 27-7/8"	MARLFU36	<input type="checkbox"/>	□□□	□□□	\$950
42" x 22-1/4" x 27-7/8"	MARLFU42	<input type="checkbox"/>	□□□	□□□	\$1,046

1

2

3

4

HOW TO ORDER

Indicate the following information on the order form:

1. Quantity of each item.
2. Model Number, including options. (See "How to Build a Model Number.")
3. Any special service required.

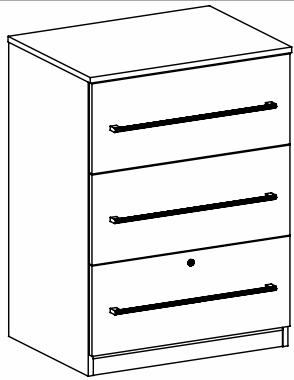
Note: The indicates that a choice is required.
The absence of indicates that no choice is required

HOW TO BUILD A MODEL NUMBER

- 1 Select Basic Model
- 2 Select Lock Option
X - No Lock
L - Lock ADD \$26

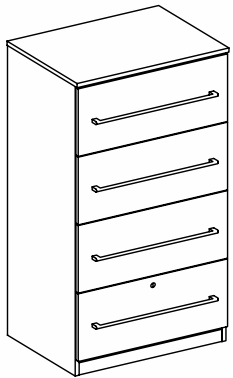
- 3 Select Top Color
See [Color Options](#)
- 4 Select Base Color
See [Color Options](#)

Select Handles
See [Handle Selection Chart](#)
Comes standard with BCEFOX24 for long handles



- 3 Drawer Lateral File**
- Wood Grain PVC Edge
 - 100 Lbs drawer slide
 - Level 1 Hardware included
 - Factory installed counterbalance, lock, & file drawer bars included
 - 41-3/8" Height
 - 22-1/4" Depth

Dimensions (WxDxH)	Basic Model	Lock Option	Top Color	Base Color	Net Price
30" x 22-1/4" x 41-3/8"	MARLF3D30	<input type="checkbox"/>	□□□	□□□	\$1,079
36" x 22-1/4" x 41-3/8"	MARLF3D36	<input type="checkbox"/>	□□□	□□□	\$1,179
42" x 22-1/4" x 41-3/8"	MARLF3D42	<input type="checkbox"/>	□□□	□□□	\$1,284



- 4 Drawer Lateral File**
- Wood Grain PVC Edge
 - 100 Lbs drawer slide
 - Level 1 Hardware included
 - Factory installed counterbalance, lock, & file drawer bars included
 - 53-1/2" Height
 - 22-1/4" Depth

30" x 22-1/4" x 53-1/2"	MARLF4D30	<input type="checkbox"/>	□□□	□□□	\$1,250
36" x 22-1/4" x 53-1/2"	MARLF4D36	<input type="checkbox"/>	□□□	□□□	\$1,352
42" x 22-1/4" x 53-1/2"	MARLF4D42	<input type="checkbox"/>	□□□	□□□	\$1,437

1

2

3

4

HOW TO ORDER

Indicate the following information on the order form:

1. Quantity of each item.
2. Model Number, including options. (See "How to Build a Model Number.")
3. Any special service required.

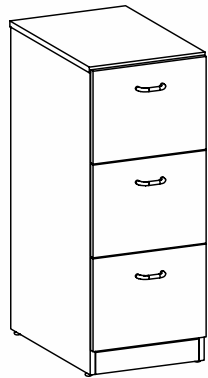
Note: The indicates that a choice is required.
The absence of indicates that no choice is required

HOW TO BUILD A MODEL NUMBER

- 1 Select Basic Model
- 2 Select Lock Option
X - No Lock
L - Lock ADD \$26

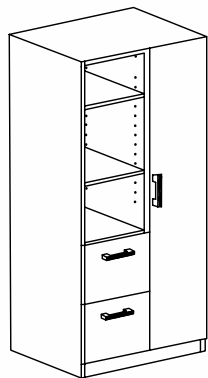
- 3 Select Top Color
See [Color Options](#)
- 4 Select Base Color
See [Color Options](#)

Select Handles
See [Handle Selection Chart](#)
Comes standard with BCEFOX24 for long handles



- Vertical File**
- Wood Grain PVC Edge
 - 100 Lbs drawer slide
 - Level 1 Hardware included
 - Factory installed counterbalance, lock, & file drawer bars included
 - 3 Drawer = 41" Height
 - 4 Drawer = 53-1/2" Height
 - 5 Drawer = 66" Height
 - 16" Width & 24" Depth for all sizes

Dimensions (WxDxH)	Features	Basic Model	Lock Option	Top Color	Base Color	Net Price
16" x 24" x 41"	3 Drawers	MAR3DVF	<input type="checkbox"/>	□□□	□□□	\$1,025
16" x 24" x 53-1/2"	4 Drawers	MAR4DVF	<input type="checkbox"/>	□□□	□□□	\$1,211
16" x 24" x 66"	5 Drawers	MAR5DVF	<input type="checkbox"/>	□□□	□□□	\$1,395



- Kiosk**
- 100 Lbs drawer slide
 - Level 1 Hardware included
 - Factory installed file drawer bars included
 - Premium adjustable door hinges
 - Left or Right door option
 - 15" Locker door with coat bar

30" x 24" x 66"	Door on Left	MARKFL	<input type="checkbox"/>	□□□	□□□	\$1,731
30" x 24" x 66"	Door on Right	MARKFR	<input type="checkbox"/>	□□□	□□□	\$1,731

1 2 3 4

HOW TO ORDER

Indicate the following information on the order form:

1. Quantity of each item.
2. Model Number, including options. (See "How to Build a Model Number.")
3. Any special service required.

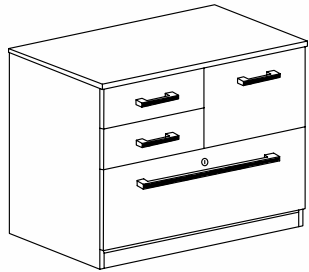
Note: The indicates that a choice is required.
The absence of indicates that no choice is required

HOW TO BUILD A MODEL NUMBER

- 1 Select Basic Model
- 2 Select Lock Option
X - No Lock
L - Lock ADD \$26

- 3 Select Top Color
See [Color Options](#)
- 4 Select Base Color
See [Color Options](#)

Select Handles
See [Handle Selection Chart](#)



Combo Unit

(Worksurface Height)

- 100 Lbs drawer slide
- Level 1 Hardware included
- Factory installed counterbalance, & file drawer bars included
- Bottom Drawer option of locking/ non-locking
- Box/Box File & 1 Lateral File

Dimensions (WxDxH)

Basic Model

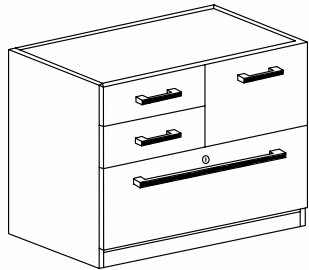
Lock Option

Top Color

Base Color

Net Price

32" x 22-1/4" x 29"	MARCUWH	<input type="checkbox"/>	□□□	□□□	\$1,428



Combo Unit

(Under Desk Height)

- 100 Lbs drawer slide
- Level 1 Hardware included
- Factory installed counterbalance, & file drawer bars included
- Bottom Drawer option of locking/ non-locking
- Box/Box File & 1 Lateral File

32" x 22-1/4" x 27-7/8"

MARCUUDH

□□□

□□□

\$1,349

32" x 22-1/4" x 27-7/8"	MARCUUDH	<input type="checkbox"/>	□□□	□□□	\$1,349

- 1
- 2
- 3
- 4

HOW TO ORDER

Indicate the following information on the order form:

- Quantity of each item.
- Model Number, including options. (See "How to Build a Model Number.")
- Any special service required.

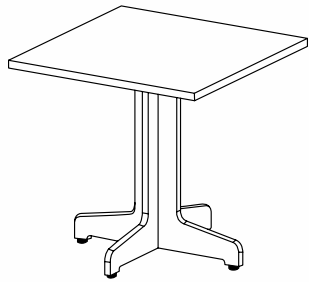
Note: The indicates that a choice is required.
The absence of indicates that no choice is required

HOW TO BUILD A MODEL NUMBER

- Select Basic Model**
- Select Lock Option**
X - No Lock
L - Lock ADD \$26

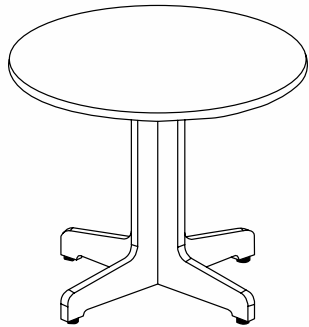
- Select Top Color**
See [Color Options](#)
- Select Base Color**
See [Color Options](#)

Select Handles
See [Handle Selection Chart](#)
Comes standard with BCEFOX24 for long handles



Square Table

- Wood Grain PVC Edge
- Classic executive styling
- Standard Base
- Adjustable Glides
- Size = Width of Top



Round Table

- Wood Grain PVC Edge
- Classic executive styling
- Standard Base
- Adjustable Glides
- Size = Diameter of Top

Dimensions (Side/ Diameter)	Features	Basic Model	Top Color	Base Color	Net Price
30"	Top and Base	MARSQ30	<input type="checkbox"/>	<input type="checkbox"/>	\$386
36"	Top and Base	MARSQ36	<input type="checkbox"/>	<input type="checkbox"/>	\$437
42"	Top and Base	MARSQ42	<input type="checkbox"/>	<input type="checkbox"/>	\$490
48"	Top and Base	MARSQ48	<input type="checkbox"/>	<input type="checkbox"/>	\$545
30"	Top Only	MARSQT30	<input type="checkbox"/>	<input type="checkbox"/>	\$151
36"	Top Only	MARSQT36	<input type="checkbox"/>	<input type="checkbox"/>	\$161
42"	Top Only	MARSQT42	<input type="checkbox"/>	<input type="checkbox"/>	\$113
48"	Top Only	MARSQT48	<input type="checkbox"/>	<input type="checkbox"/>	\$181
30"	Top and Base	MARRO30	<input type="checkbox"/>	<input type="checkbox"/>	\$423
36"	Top and Base	MARRO36	<input type="checkbox"/>	<input type="checkbox"/>	\$473
42"	Top and Base	MARRO42	<input type="checkbox"/>	<input type="checkbox"/>	\$526
48"	Top and Base	MARRO48	<input type="checkbox"/>	<input type="checkbox"/>	\$595
30"	Top Only	MARROT30	<input type="checkbox"/>	<input type="checkbox"/>	\$161
36"	Top Only	MARROT36	<input type="checkbox"/>	<input type="checkbox"/>	\$172
42"	Top Only	MARROT42	<input type="checkbox"/>	<input type="checkbox"/>	\$181
48"	Top Only	MARROT48	<input type="checkbox"/>	<input type="checkbox"/>	\$191

1

2

3

HOW TO ORDER

Indicate the following information on the order form:

1. Quantity of each item.
2. Model Number, including options. (See "How to Build a Model Number.")
3. Any special service required.

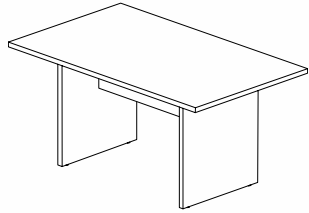
Note: The indicates that a choice is required.
The absence of indicates that no choice is required

HOW TO BUILD A MODEL NUMBER

1 Select Basic Model

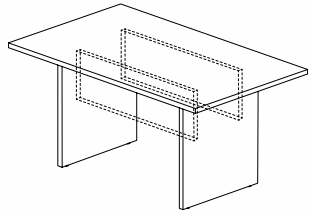
2 Select Top Color
See [Color Options](#)

3 Select Base Color
See [Color Options](#)



**Conference Table WCT
(One 12" Skirt)**

- Wood Grain PVC Edge
- Classic executive styling
- Standard Base (1 Skirt)
- Adjustable Glides



**Conference Table WCT
(Two 12" Skirts)**

- Wood Grain PVC Edge
- Classic executive styling
- Standard Base (2 Skirts)
- Adjustable Glides

Dimensions (DxW)	Basic Model	Top Color	Base Color	Net Price
36" x 54"	MARWCT1S-3654	<input type="checkbox"/>	<input type="checkbox"/>	\$633
36" x 60"	MARWCT1S-3660	<input type="checkbox"/>	<input type="checkbox"/>	\$696
36" x 72"	MARWCT1S-3672	<input type="checkbox"/>	<input type="checkbox"/>	\$763
36" x 84"	MARWCT1S-3684	<input type="checkbox"/>	<input type="checkbox"/>	\$852
36" x 96"	MARWCT1S-3696	<input type="checkbox"/>	<input type="checkbox"/>	\$925
42" x 54"	MARWCT1S-4254	<input type="checkbox"/>	<input type="checkbox"/>	\$774
42" x 60"	MARWCT1S-4260	<input type="checkbox"/>	<input type="checkbox"/>	\$836
42" x 72"	MARWCT1S-4272	<input type="checkbox"/>	<input type="checkbox"/>	\$900
42" x 84"	MARWCT1S-4284	<input type="checkbox"/>	<input type="checkbox"/>	\$997
42" x 96"	MARWCT1S-4296	<input type="checkbox"/>	<input type="checkbox"/>	\$1,072
48" x 54"	MARWCT1S-4854	<input type="checkbox"/>	<input type="checkbox"/>	\$906
48" x 60"	MARWCT1S-4860	<input type="checkbox"/>	<input type="checkbox"/>	\$945
48" x 72"	MARWCT1S-4872	<input type="checkbox"/>	<input type="checkbox"/>	\$1,009
48" x 84"	MARWCT1S-4884	<input type="checkbox"/>	<input type="checkbox"/>	\$1,097
48" x 96"	MARWCT1S-4896	<input type="checkbox"/>	<input type="checkbox"/>	\$1,174
42" x 54"	MARWCT2S-4254	<input type="checkbox"/>	<input type="checkbox"/>	\$791
42" x 60"	MARWCT2S-4260	<input type="checkbox"/>	<input type="checkbox"/>	\$853
42" x 72"	MARWCT2S-4272	<input type="checkbox"/>	<input type="checkbox"/>	\$920
42" x 84"	MARWCT2S-4284	<input type="checkbox"/>	<input type="checkbox"/>	\$1,014
42" x 96"	MARWCT2S-4296	<input type="checkbox"/>	<input type="checkbox"/>	\$1,090
48" x 54"	MARWCT2S-4854	<input type="checkbox"/>	<input type="checkbox"/>	\$924
48" x 60"	MARWCT2S-4860	<input type="checkbox"/>	<input type="checkbox"/>	\$962
48" x 72"	MARWCT2S-4872	<input type="checkbox"/>	<input type="checkbox"/>	\$1,027
48" x 84"	MARWCT2S-4884	<input type="checkbox"/>	<input type="checkbox"/>	\$1,115
48" x 96"	MARWCT2S-4896	<input type="checkbox"/>	<input type="checkbox"/>	\$1,192

1

2

3

HOW TO ORDER

Indicate the following information on the order form:

1. Quantity of each item.
2. Model Number, including options. (See "How to Build a Model Number.")
3. Any special service required.

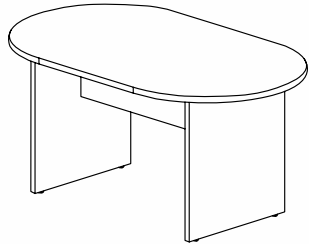
Note: The indicates that a choice is required.
The absence of indicates that no choice is required

HOW TO BUILD A MODEL NUMBER

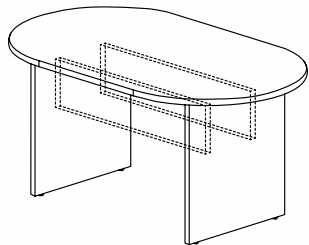
1 Select Basic Model

2 Select Top Color
See [Color Options](#)

3 Select Base Color
See [Color Options](#)



**Racetrack Table WCT
(One 12" Skirt)**
 • Wood Grain PVC Edge
 • Classic executive styling
 • Standard Base (1 Skirt)
 • Adjustable Glides



**Racetrack Table WCT
(Two 12" Skirts)**
 • Wood Grain PVC Edge
 • Classic executive styling
 • Standard Base (2 Skirts)
 • Adjustable Glides

Dimensions (DxW)	Basic Model	Top Color	Base Color	Net Price
36" x 54"	MARRCT1S-3654	<input type="checkbox"/>	<input type="checkbox"/>	\$683
36" x 60"	MARRCT1S-3660	<input type="checkbox"/>	<input type="checkbox"/>	\$746
36" x 72"	MARRCT1S-3672	<input type="checkbox"/>	<input type="checkbox"/>	\$814
36" x 84"	MARRCT1S-3684	<input type="checkbox"/>	<input type="checkbox"/>	\$903
36" x 96"	MARRCT1S-3696	<input type="checkbox"/>	<input type="checkbox"/>	\$976
42" x 54"	MARRCT1S-4254	<input type="checkbox"/>	<input type="checkbox"/>	\$824
42" x 60"	MARRCT1S-4260	<input type="checkbox"/>	<input type="checkbox"/>	\$887
42" x 72"	MARRCT1S-4272	<input type="checkbox"/>	<input type="checkbox"/>	\$970
42" x 84"	MARRCT1S-4284	<input type="checkbox"/>	<input type="checkbox"/>	\$1,048
42" x 96"	MARRCT1S-4296	<input type="checkbox"/>	<input type="checkbox"/>	\$1,123
48" x 54"	MARRCT1S-4854	<input type="checkbox"/>	<input type="checkbox"/>	\$957
48" x 60"	MARRCT1S-4860	<input type="checkbox"/>	<input type="checkbox"/>	\$996
48" x 72"	MARRCT1S-4872	<input type="checkbox"/>	<input type="checkbox"/>	\$1,078
48" x 84"	MARRCT1S-4884	<input type="checkbox"/>	<input type="checkbox"/>	\$1,148
48" x 96"	MARRCT1S-4896	<input type="checkbox"/>	<input type="checkbox"/>	\$1,225
42" x 54"	MARRCT2S-4254	<input type="checkbox"/>	<input type="checkbox"/>	\$1,006
42" x 60"	MARRCT2S-4260	<input type="checkbox"/>	<input type="checkbox"/>	\$1,078
42" x 72"	MARRCT2S-4272	<input type="checkbox"/>	<input type="checkbox"/>	\$1,168
42" x 84"	MARRCT2S-4284	<input type="checkbox"/>	<input type="checkbox"/>	\$1,250
42" x 96"	MARRCT2S-4296	<input type="checkbox"/>	<input type="checkbox"/>	\$1,341
48" x 60"	MARRCT2S-4860	<input type="checkbox"/>	<input type="checkbox"/>	\$1,123
48" x 66"	MARRCT2S-4866	<input type="checkbox"/>	<input type="checkbox"/>	\$1,184
48" x 72"	MARRCT2S-4872	<input type="checkbox"/>	<input type="checkbox"/>	\$1,234
48" x 84"	MARRCT2S-4884	<input type="checkbox"/>	<input type="checkbox"/>	\$1,305
48" x 96"	MARRCT2S-4896	<input type="checkbox"/>	<input type="checkbox"/>	\$1,407

1

2

3

HOW TO ORDER

Indicate the following information on the order form:

1. Quantity of each item.
2. Model Number, including options. (See "How to Build a Model Number.")
3. Any special service required.

Note: The indicates that a choice is required.
 The absence of indicates that no choice is required

HOW TO BUILD A MODEL NUMBER

1 Select Basic Model

2 Select Top Color
 See [Color Options](#)

3 Select Base Color
 See [Color Options](#)

State of Wisconsin Bureau of Correctional Enterprises

Business Office and Showroom
3099 East Washington Avenue
Madison, WI 53704

608.240.5200

shopbce.com

BCE Product Development Center
Design. Support. Promote.



Industries