

PRODUCT SPECIFICATIONS

Sitka™ Stack Chairs

September 2018

TECHNICAL SPECIFICATIONS

Backrest, Seat, and Shroud

Injection-molded polypropylene.

Optional Upholstered Seat and Back

Urethane foam is attached to an injection-molded polypropylene liner board, then upholstered using a draw-string process. Seat foam is molded nominal 1" thickness, and back foam is nominal 1/2" thickness. The flush-head fasteners that attach the back pad are color-matched to the polypropylene.

4-leg and Caster Frames

Legs are made from 7/8" OD x 13-gauge tubular steel. A double ring of 7/16" diameter steel wire forms the crossmember. The fixed backrest mechanism structure is formed of 1/2" diameter steel wire. All joints are welded.

Sled Frames

Sled side frames are made from 3/4" OD x 13-gauge tubular steel. A double ring of 7/16" diameter steel wire forms the crossmember. The fixed backrest mechanism structure is formed of 1/2" diameter steel wire. All joints are welded.

Frame Finishes

Frames are finished in either baked-on electrostatically-applied 30-degree gloss epoxy powder-coat paint, or bright nickel-chrome plating.

Backrest Articulation Mechanism

Two outer backrest supports formed from 1" diameter tubular steel are inserted into sockets molded into the backrest, and secured with screws. The backrest assembly moves over molded thermoplastic slide bushings and is supported by steel coil springs. This mechanism allows the backrest to move through 15 degrees of movement, about an axis of rotation that is through the hips of the occupant.

Arms

Optional cantilever arms are available. When equipped with arms, the support structure is a continuation of the rear leg, finished to match the frame color. The armrests are injection-molded glass-reinforced nylon. Arm color matches the frame finish, (except chrome, hammertone, and metallic finishes; which match the poly color). Diamond translucent poly has Light Tone arms. Pewter translucent poly has Flannel arms. Bronze translucent poly has Chocolate arms. The steel frame tube is inserted into a socket molded into the armrest, and secured with a screw.

Glides

The bottom ends of the leg tubes are formed to be vertical where they meet the floor. The leg tubes are capped with polypropylene end caps matching the leg color, (except chrome or hammertone, which use black caps). Three optional glide types are available for leg chairs: swivel poly/nylon, swivel steel and swivel felt glides. The swivel function allows the bottom of the glide to correctly match un-even floor conditions, resulting in less wear. Poly/nylon and felt glides are interchangeable and have easy-on/easy-off replaceable glide caps, which makes field replacement easy and efficient. Swivel poly glides are available in Stone color only. Optional glides for the sled base are co-extruded to provide a softer (non-skid surface) to protect the floor, but do not glide. Sled base chairs are also available with black nylon (plastic) glides, stainless steel glides, or non-marring (clear nylon) glides.

Casters

4-leg chairs may be ordered with casters instead of glides. Casters are double-wheel high-impact thermoplastic, available with hard or soft wheel surface, in black only.

Transport Dolly

Frame construction is welded tubular steel with black powder-coated finish and 5" wheels (two swivel and two fixed). The dolly fits 4-leg or sled base chairs and has a capacity of twelve poly chairs or six upholstered chairs.



TECHNICAL SPECIFICATIONS (cont.)

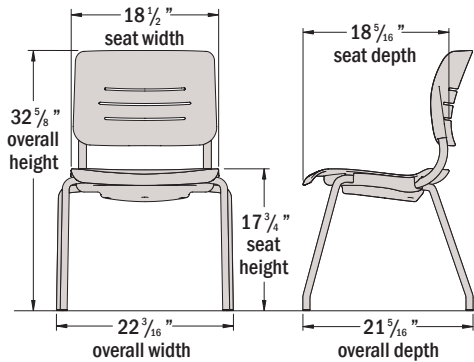
Flip-up Tablet Arms

Tablet arm support loop is a continuation of the rear leg and is available in left- or right-handed models. A formed steel hinge is welded to the top of the support structure, and secured with screws to the underside of the writing surface. Worksurface for standard tablet is $9\frac{1}{2}'' \times 20\frac{3}{4}'' \times 12\frac{1}{2}''$ and optional oversized tablet is $15\frac{1}{2}'' \times 22\frac{1}{2}'' \times 14''$. Tablets have a plywood core of $\frac{5}{8}''$ thick, 11-ply hardwood, surfaced with .030'' high-pressure laminate top and plain backer undersurface. Edges are lacquered and sealed.

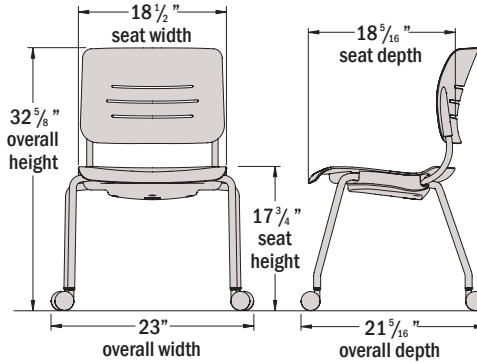
Flip & Store Tablet Arms (G2)

The pivot mechanism consists of two pivot cams, two steel hinge barrels, a pivot shaft, and a hinged steel support plate which fastens to the tablet board. Available in right- and left-hand models. The tablet is $13\frac{3}{4}''$ wide by $18\frac{1}{8}''$ deep.

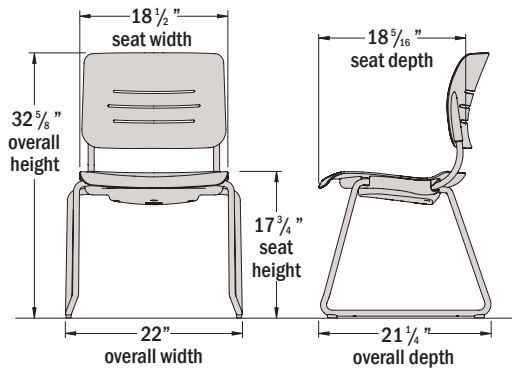
DIMENSIONS



Armless 4-Leg Chair



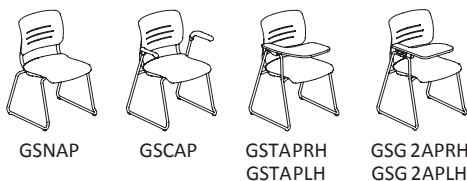
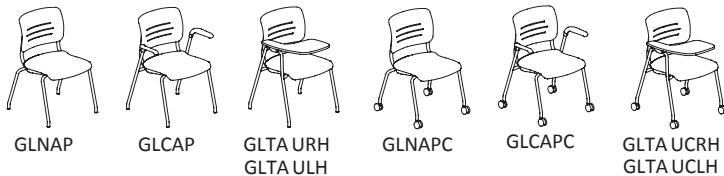
Armless 4-Leg Chair with Casters



Armless Sled Base Chair

STATEMENT OF LINE

All models are available in polypropylene seat/backrest, upholstered seat/ polypropylene backrest, or upholstered seat/backrest.



CODE COMPLIANCE

