

Flip-Top Tables

Pricelist

December 2014



Tayco 1-Touch	
General Information	3
Tables	5
Accessories	8
Power, Data and Wire Management	9
Right Angle	
General Information	11
Tables	12
Accessories	13
Develop Tables	
G Series	14
T Series	15



Without Grommet



With Grommet



With Power and Data Grommet



All Tables Nest



Ganging Device



Accessory Tray



Metal Embossed Modesty Panel



Trough Mounted Wire Management



One-Touch Collapse Button

SPECIFICATIONS

Metal Embossed Modesty Panel

A visual privacy option that promotes the overall aesthetic of the table, while discreetly concealing, routing and storing wire and cables. The modesty panel is charcoal only. The Modesty Panel is 14" high.

Accessory Tray

Convenient and practical. Neatly stores books, laptops and other essentials. The accessory tray is silver only.

Linking Mechanism

Connect tables together as required to promote sequential power distribution and prevent disconnection. The ganging mechanism is black only. The ganging mechanism fits into the pre-drilled holes on the underside of the one-touch table. Ganging mechanisms are available in pairs.

Wire Management Trough

The optional wire management trough accommodates lay-in wire and cables for data and power distribution in individual or linked tables. The modesty mounted wire management trough is silver only. The modesty mounted wire management trough is fastened to the modesty panel.

Flexible Floor Feed

The floor feed flexible wire manager has cabling capacity for two workstations with physical separation between power and data. It mounts to the underside of a table using the fastener provided. The floor feed flexible wire manager is silver only.

Trough Mounted Data Box

The trough mounted data box and trough mounted power box are silver only. Specify the length of the electrical harness to be the same width as the table, less two inches. The trough mounted power and data boxes can be

data and communication access is required below the worksurface. The trough mounted power box does not come with any electrical harnesses.

Trough Mounted Power Box

The trough mounted data box and trough mounted power box are silver only. Specify the length of the electrical harness to be the same width as the table, less two inches. The trough mounted power and data boxes can be data and communication access is required below the worksurface. The trough mounted data box does not come with any data cables. The trough mounted data box is equipped with one RJ11 outlet, one RJ45 outlet, and a spare opening.

Electrical Starter

The electrical starter has one male end while the other end is meant to plug directly into a power outlet.

Electrical Harness

Promotes distribution of power filtered easily through each connected table. The electrical harness is equipped with two male ends.

Casters

Casters are lockable.



MODEL

- Without Grommets**
- 29" Height
 - Base available in silver only

Size D x W	MODEL NUMBER				List Price
	Basic Model	Edge Style	Edge Color	Laminate	
18X42	TAY-TSON1842	3L	<input type="checkbox"/> <input type="checkbox"/>	<input type="checkbox"/> <input type="checkbox"/>	\$984
18X48	TAY-TSON1848	3L	<input type="checkbox"/> <input type="checkbox"/>	<input type="checkbox"/> <input type="checkbox"/>	1000
18X60	TAY-TSON1860	3L	<input type="checkbox"/> <input type="checkbox"/>	<input type="checkbox"/> <input type="checkbox"/>	1359
18X72	TAY-TSON1872	3L	<input type="checkbox"/> <input type="checkbox"/>	<input type="checkbox"/> <input type="checkbox"/>	1408
24X42	TAY-TSON12442	3L	<input type="checkbox"/> <input type="checkbox"/>	<input type="checkbox"/> <input type="checkbox"/>	1030
24X48	TAY-TSON2448	3L	<input type="checkbox"/> <input type="checkbox"/>	<input type="checkbox"/> <input type="checkbox"/>	1047
24X60	TAY-TSON2460	3L	<input type="checkbox"/> <input type="checkbox"/>	<input type="checkbox"/> <input type="checkbox"/>	1338
24X72	TAY-TSON2472	3L	<input type="checkbox"/> <input type="checkbox"/>	<input type="checkbox"/> <input type="checkbox"/>	1376
30X42	TAY-TSON3042	3L	<input type="checkbox"/> <input type="checkbox"/>	<input type="checkbox"/> <input type="checkbox"/>	1031
30X48	TAY-TSON3048	3L	<input type="checkbox"/> <input type="checkbox"/>	<input type="checkbox"/> <input type="checkbox"/>	1063
30X60	TAY-TSON3060	3L	<input type="checkbox"/> <input type="checkbox"/>	<input type="checkbox"/> <input type="checkbox"/>	1340
30X72	TAY-TSON3072	3L	<input type="checkbox"/> <input type="checkbox"/>	<input type="checkbox"/> <input type="checkbox"/>	1378

A B C D

HOW TO ORDER

- Indicate the following information on order form:
1. Quantity of each item.
 2. Model number, including options. See "How to Build a Model Number."
 3. Any special service required.

Note:

- The indicates that a choice is required.
- The absence of indicates that no choice is required.
- Alpha-numeric characters in place of indicate that no other alternatives are available.

HOW TO BUILD A MODEL NUMBER

- A Select basic model.
 B Select edge style.
 3L = PVC Edge
 C Select edge color.
 BL = Black
 GR = Grey
 LG = Light Tone
 SA = Sand
 WG = Warm Grey
 FN = Flannel
 CF = Cafe au Lait
 HM = Hardrock Maple
 CO = Castle Oak
 WC = Wild Cherry
 MM = Monticello Maple
 BM = Biltmore Cherry
 BW = Brighton Walnut
 WY = Windsor Mahogany

- D Select laminate color.
 SP = Standard Laminate
 CP = Customer Specified Laminate


PRICING INFORMATION

Prices shown are List Prices
 Standard Discount Method for Products in this Price List for all BSI Customers: 56% Discount for Product Only
 For dock delivery add 5% of net price.
 For installation add an additional 8% of net price.

SHIPPING

Packing/Shipping shall be at the discretion of BSI and is dependent upon sizes and quantities in each order.

Specifications and prices may be subject to change without prior notice.

MODEL	Size D x W	MODEL NUMBER				List Price
		Basic Model	Edge Style	Edge Color	Laminate	
 <p>With Grommet</p> <ul style="list-style-type: none"> • 29" Height • Base available in silver only • Grommet is located centrally along the back edge of the worksurface 	18X42	TAY-TSOG1842	3L	<input type="checkbox"/>	<input type="checkbox"/>	\$1028
	18X48	TAY-TSOG1848	3L	<input type="checkbox"/>	<input type="checkbox"/>	1044
	18X60	TAY-TSOG1860	3L	<input type="checkbox"/>	<input type="checkbox"/>	1403
	18X72	TAY-TSOG1872	3L	<input type="checkbox"/>	<input type="checkbox"/>	1452
	24X42	TAY-TSOG12442	3L	<input type="checkbox"/>	<input type="checkbox"/>	1074
	24X48	TAY-TSOG2448	3L	<input type="checkbox"/>	<input type="checkbox"/>	1091
	24X60	TAY-TSOG2460	3L	<input type="checkbox"/>	<input type="checkbox"/>	1382
	24X72	TAY-TSOG2472	3L	<input type="checkbox"/>	<input type="checkbox"/>	1420
	30X42	TAY-TSOG3042	3L	<input type="checkbox"/>	<input type="checkbox"/>	1075
	30X48	TAY-TSOG3048	3L	<input type="checkbox"/>	<input type="checkbox"/>	1107
	30X60	TAY-TSOG3060	3L	<input type="checkbox"/>	<input type="checkbox"/>	1384
	30X72	TAY-TSOG3072	3L	<input type="checkbox"/>	<input type="checkbox"/>	1422

A

B

C

D

HOW TO ORDER

- Indicate the following information on order form:
1. Quantity of each item.
 2. Model number, including options. See "How to Build a Model Number."
 3. Any special service required.

Note:

- The indicates that a choice is required.
- The absence of indicates that no choice is required.
- Alpha-numeric characters in place of indicate that no other alternatives are available.

HOW TO BUILD A MODEL NUMBER

- A Select basic model. _____
- B Select edge style. _____
3L = PVC Edge _____
- C Select edge color. _____
BL = Black _____
GR = Grey _____
LG = Light Tone _____
SA = Sand _____
WG = Warm Grey _____
FN = Flannel _____
CF = Cafe au Lait _____
HM = Hardrock Maple _____
CO = Castle Oak _____
WC = Wild Cherry _____
MM = Monticello Maple _____
BM = Biltmore Cherry _____
BW = Brighton Walnut _____
WY = Windsor Mahogany _____
- D Select laminate color. _____
CC = Cocabala _____
CT = Chocolate Pear Tree _____
PV = Provincial _____
FM = Fusion Maple _____
SF = Summer Flame _____
CP = Other Standard Edge _____

PRICING INFORMATION

Prices shown are List Prices
 Standard Discount Method for Products in this Price List for all BSI Customers: 56% Discount for Product Only
 For dock delivery add 5% of net price.
 For installation add an additional 8% of net price.

SHIPPING

Packing/Shipping shall be at the discretion of BSI and is dependent upon sizes and quantities in each order.

Specifications and prices may be subject to change without prior notice.



With Power and Data Grommet

- 29" Height
- Base available in silver only
- Grommet is located centrally along the back edge of the worksurface

MODEL	Size D x W	MODEL NUMBER				List Price
		Basic Model	Edge Style	Edge Color	Laminate	
	18X42	TAY-TSOE1842	3L	<input type="checkbox"/> <input type="checkbox"/>	<input type="checkbox"/> <input type="checkbox"/>	\$1187
	18X48	TAY-TSOE1848	3L	<input type="checkbox"/> <input type="checkbox"/>	<input type="checkbox"/> <input type="checkbox"/>	1203
	18X60	TAY-TSOE1860	3L	<input type="checkbox"/> <input type="checkbox"/>	<input type="checkbox"/> <input type="checkbox"/>	1562
	18X72	TAY-TSOE1872	3L	<input type="checkbox"/> <input type="checkbox"/>	<input type="checkbox"/> <input type="checkbox"/>	1611
	24X42	TAY-TSOE12442	3L	<input type="checkbox"/> <input type="checkbox"/>	<input type="checkbox"/> <input type="checkbox"/>	1233
	24X48	TAY-TSOE2448	3L	<input type="checkbox"/> <input type="checkbox"/>	<input type="checkbox"/> <input type="checkbox"/>	1250
	24X60	TAY-TSOE2460	3L	<input type="checkbox"/> <input type="checkbox"/>	<input type="checkbox"/> <input type="checkbox"/>	1541
	24X72	TAY-TSOE2472	3L	<input type="checkbox"/> <input type="checkbox"/>	<input type="checkbox"/> <input type="checkbox"/>	1579
	30X42	TAY-TSOE3042	3L	<input type="checkbox"/> <input type="checkbox"/>	<input type="checkbox"/> <input type="checkbox"/>	1234
	30X48	TAY-TSOE3048	3L	<input type="checkbox"/> <input type="checkbox"/>	<input type="checkbox"/> <input type="checkbox"/>	1266
	30X60	TAY-TSOE3060	3L	<input type="checkbox"/> <input type="checkbox"/>	<input type="checkbox"/> <input type="checkbox"/>	1543
	30X72	TAY-TSOE3072	3L	<input type="checkbox"/> <input type="checkbox"/>	<input type="checkbox"/> <input type="checkbox"/>	1581

A B C D

HOW TO ORDER

Indicate the following information on order form:

1. Quantity of each item.
2. Model number, including options. See "How to Build a Model Number."
3. Any special service required.

Note:

- The indicates that a choice is required.
- The absence of indicates that no choice is required.
- Alpha-numeric characters in place of indicate that no other alternatives are available.

HOW TO BUILD A MODEL NUMBER

- A Select basic model.
- B Select edge style.
3L = PVC Edge
- C Select edge color.
BL = Black
GR = Grey
LG = Light Tone
SA = Sand
WG = Warm Grey
FN = Flannel
CF = Cafe au Lait
HM = Hardrock Maple
CO = Castle Oak
WC = Wild Cherry
MM = Monticello Maple
BM = Biltmore Cherry
BW = Brighton Walnut
WY = Windsor Mahogany

- D Select laminate color.
CC = Cocobala
CT = Chocolate Pear Tree
PV = Provincial
FM = Fusion Maple
SF = Summer Flame
CP = Other Standard Edge




PRICING INFORMATION

Prices shown are List Prices
Standard Discount Method for Products in this Price List for all BSI Customers: 56% Discount for Product Only
For dock delivery add 5% of net price.
For installation add an additional 8% of net price.

SHIPPING

Packing/Shipping shall be at the discretion of BSI and is dependent upon sizes and quantities in each order.

Specifications and prices may be subject to change without prior notice.

MODEL	HxWxD	MODEL NUMBER		List Price
		Basic Model		
 <p>Modesty Panel • Charcoal color only</p>	14Hx42W	TAY-MMOD-42		\$160
	14Hx48W	TAY-MMOD-48		181
	14Hx60W	TAY-MMOD-60		201
	14Hx72W	TAY-MMOD-72		245
 <p>Accessory Tray • Silver color only</p>	4x42x10	TAY-TRAY-42		82
	4x48x10	TAY-TRAY-48		86
	4x60x10	TAY-TRAY-60		102
	4x72x10	TAY-TRAY-72		109
 <p>Ganging Mechanism • Black color only • Available in pairs</p>	2Wx1D	TAY-AGMO		23

A

HOW TO ORDER

- Indicate the following information on order form:
- Quantity of each item.
 - Model number, including options. See "How to Build a Model Number."
 - Any special service required.

Note:

- The indicates that a choice is required.
- The absence of indicates that no choice is required.
- Alpha-numeric characters in place of indicate that no other alternatives are available.

HOW TO BUILD A MODEL NUMBER

- A Select basic model.

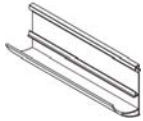

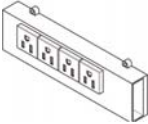
PRICING INFORMATION

Prices shown are List Prices Standard Discount Method for Products in this Price List for all BSI Customers: 56% Discount for Product Only For dock delivery add 5% of net price. For installation add an additional 8% of net price.

SHIPPING

Packing/Shipping shall be at the discretion of BSI and is dependent upon sizes and quantities in each order.

Specifications and prices may be subject to change without prior notice.

MODEL	HxWxD	MODEL NUMBER		List Price
		Basic Model		
 <p>Modesty Mounted Wire Management Trough • Silver color only</p>	5x32x3	TAY-EWHT-42	\$71	
	5x38x3	TAY-EWHT-48	81	
	5x50x3	TAY-EWHT-60	106	
	5x62x3	TAY-EWHT-72	131	
 <p>Flexible Floor Feed • Silver color only</p>	32x2x2	TA-EWVF	190	
 <p>Trough Mounted Power Box • Silver color only</p>	3x8x2	TAY-EMT-1111	108	
		A		

HOW TO ORDER

- Indicate the following information on order form:
1. Quantity of each item.
 2. Model number, including options. See "How to Build a Model Number."
 3. Any special service required.

- Note:
- The indicates that a choice is required.
 - The absence of indicates that no choice is required.
 - Alpha-numeric characters in place of indicate that no other alternatives are available.

HOW TO BUILD A MODEL NUMBER

- A Select basic model.




PRICING INFORMATION

Prices shown are List Prices Standard Discount Method for Products in this Price List for all BSI Customers: 56% Discount for Product Only For dock delivery add 5% of net price. For installation add an additional 8% of net price.

SHIPPING

Packing/Shipping shall be at the discretion of BSI and is dependent upon sizes and quantities in each order.

Specifications and prices may be subject to change without prior notice.

MODEL	HxWxD	MODEL NUMBER		List Price
		Basic Model		
 <p>Trough Mounted Data Box</p> <ul style="list-style-type: none"> • Silver color only • Equipped with one RJ11 outlet, one RJ45 outlet, and a spare opening 	3x4x1	TAY-EPT-1		\$95
	3x4x1	TAY-EPT-2		95
	3x4x1	TAY-EPT-3		95
 <p>Electrical Starter</p> <ul style="list-style-type: none"> • The electrical starter has one male end while the other end is meant to plug directly into a power outlet. 	96W	TAY-ESP1-096		225
 <p>Electrical Harness</p> <ul style="list-style-type: none"> • The electrical harness is equipped with two male ends 	40W	TA-EH-40		37
	46W	TA-EH-46		42
	58W	TA-EH-58		53
	70W	TA-EH-70		64

A

HOW TO ORDER

- Indicate the following information on order form:
1. Quantity of each item.
 2. Model number, including options. See "How to Build a Model Number."
 3. Any special service required.

Note:

- The indicates that a choice is required.
- The absence of indicates that no choice is required.
- Alpha-numeric characters in place of indicate that no other alternatives are available.

HOW TO BUILD A MODEL NUMBER

A Select basic model.

PRICING INFORMATION

Prices shown are List Prices
 Standard Discount Method for Products in this Price List for all BSI Customers: 56% Discount for Product Only
 For dock delivery add 5% of net price.
 For installation add an additional 8% of net price.

SHIPPING

Packing/Shipping shall be at the discretion of BSI and is dependent upon sizes and quantities in each order.

Specifications and prices may be subject to change without prior notice.



Without Grommet



With Grommet



With Power and Data Grommet



All Tables Nest



Safety Lock



Casters



Modesty Panel (Optional)



Swing Wire Management (Optional)


SPECIFICATIONS

Modesty Panel (optional)

Modesty Panel is 20 ga steel and can be field installed.

Casters

Casters are lockable.

MODEL	Size D x W	MODEL NUMBER						List Price
		Basic Model	Edge Style	Edge Color	Laminate	Grommet	Colors	
 <p>RA Flip-Top Table</p> <ul style="list-style-type: none"> Nested tables require minimal storage footprint Standard rubber bumpers cushion nested tables Built-in safety Easy to operate pull bar runs length of table Weight Capacity: 200 pounds Locking casters 	18X30	RA1830	3L	<input type="checkbox"/>	<input type="checkbox"/>	<input type="checkbox"/>	<input type="checkbox"/>	\$817
	18X48	RA1848	3L	<input type="checkbox"/>	<input type="checkbox"/>	<input type="checkbox"/>	<input type="checkbox"/>	847
	18X60	RA1860	3L	<input type="checkbox"/>	<input type="checkbox"/>	<input type="checkbox"/>	<input type="checkbox"/>	1069
	18X72	RA1872	3L	<input type="checkbox"/>	<input type="checkbox"/>	<input type="checkbox"/>	<input type="checkbox"/>	1089
	24X30	RA2430	3L	<input type="checkbox"/>	<input type="checkbox"/>	<input type="checkbox"/>	<input type="checkbox"/>	819
	24X48	RA2448	3L	<input type="checkbox"/>	<input type="checkbox"/>	<input type="checkbox"/>	<input type="checkbox"/>	850
	24X60	RA2460	3L	<input type="checkbox"/>	<input type="checkbox"/>	<input type="checkbox"/>	<input type="checkbox"/>	1062
	24X72	RA2472	3L	<input type="checkbox"/>	<input type="checkbox"/>	<input type="checkbox"/>	<input type="checkbox"/>	1091
	30X30	RA3030	3L	<input type="checkbox"/>	<input type="checkbox"/>	<input type="checkbox"/>	<input type="checkbox"/>	821
	30X48	RA3048	3L	<input type="checkbox"/>	<input type="checkbox"/>	<input type="checkbox"/>	<input type="checkbox"/>	852
	30X60	RA3060	3L	<input type="checkbox"/>	<input type="checkbox"/>	<input type="checkbox"/>	<input type="checkbox"/>	1073
	30X72	RA3072	3L	<input type="checkbox"/>	<input type="checkbox"/>	<input type="checkbox"/>	<input type="checkbox"/>	1093

A B C D E F

HOW TO ORDER

- Indicate the following information on order form:
- Quantity of each item.
 - Model number, including options. See "How to Build a Model Number."
 - Any special service required.

Note:

- The indicates that a choice is required.
- The absence of indicates that no choice is required.
- Alpha-numeric characters in place of indicate that no other alternatives are available.

HOW TO BUILD A MODEL NUMBER

- A Select basic model. _____
- B Select edge style. _____
 3L = PVC Edge _____
- C Select edge color. _____
 BL = Black _____
 GR = Grey _____
 LG = Light Tone _____
 SA = Sand _____
 WG = Warm Grey _____
 FN = Flannel _____
 CF = Cafe au Lait _____
 HM = Hardrock Maple _____
 CO = Castle Oak _____
 WC = Wild Cherry _____
 MM = Monticello Maple _____
 BM = Biltmore Cherry _____
 BW = Brighton Walnut _____
 WY = Windsor Mahogany _____
- D Select laminate color. _____
 CC = Cocobala _____
 CT = Chocolate Pear Tree _____
 PV = Provincial _____
 FM = Fusion Maple _____
 SF = Summer Flame _____
 CP = Other Standard Edge _____
- E Select grommet option. _____
 N = No Grommet _____
 G = Grommet Add \$50 _____
 P = Data/Power Up Add \$50 _____
- F Select base color. _____
 B = Black _____
 S = Silver _____



PRICING INFORMATION

Prices shown are List Prices Standard Discount Method for Products in this Price List for all BSI Customers: 56% Discount for Product Only For dock delivery add 5% of net price. For installation add an additional 8% of net price.

SHIPPING

Packing/Shipping shall be at the discretion of BSI and is dependent upon sizes and quantities in each order.

Specifications and prices may be subject to change without prior notice.

MODEL	Size D x W	MODEL NUMBER			List Price
		Basic Model	Size	Colors	
 Swing Wire Management • Black only	36	RASWM	36		\$55
	48	RASWM	48		80
	60	RASWM	60		105
	72	RASWM	72		130
 Modesty Panel • 20 ga Steel	48	RAMP	48	<input type="checkbox"/>	138
	60	RAMP	60	<input type="checkbox"/>	145
	72	RAMP	72	<input type="checkbox"/>	156

| A | B | C

HOW TO ORDER

- Indicate the following information on order form:
- Quantity of each item.
 - Model number, including options. See "How to Build a Model Number."
 - Any special service required.

Note:

- The indicates that a choice is required.
- The absence of indicates that no choice is required.
- Alpha-numeric characters in place of indicate that no other alternatives are available.

HOW TO BUILD A MODEL NUMBER

- A Select basic model.
- B Select size
- 36 = 36"
 48 = 48"
 60 = 60"
 72 = 72"
- C Select base color.
- B = Black
 S = Silver


PRICING INFORMATION

Prices shown are List Prices
 Standard Discount Method for Products in this Price List for all BSI Customers: 56% Discount for Product Only
 For dock delivery add 5% of net price.
 For installation add an additional 8% of net price.

SHIPPING

Packing/Shipping shall be at the discretion of BSI and is dependent upon sizes and quantities in each order.

Specifications and prices may be subject to change without prior notice.

MODEL	Size D x W	MODEL NUMBER						List Price
		Basic Model	Edge Style	Edge Color	Laminate	Base Finish	Casters	
 <p>G Series Flip-Top Table</p> <ul style="list-style-type: none"> • Symmetric leg profile • Designed primarily for single-side use • Optional locking casters can be specified in white or black color options. 	24x42	G2442	□□□	□□	□□	□□	□□□	\$812
	24x48	G2448	□□□	□□	□□	□□	□□□	833
	24x60	G2460	□□□	□□	□□	□□	□□□	910
	24x66	G2466	□□□	□□	□□	□□	□□□	931
	24x72	G2472	□□□	□□	□□	□□	□□□	961
	30x42	G3042	□□□	□□	□□	□□	□□□	875
	30x48	G3048	□□□	□□	□□	□□	□□□	900
	30x60	G3060	□□□	□□	□□	□□	□□□	955
	30x66	G3066	□□□	□□	□□	□□	□□□	998
	30x72	G3072	□□□	□□	□□	□□	□□□	1022
	36x42	G3642	□□□	□□	□□	□□	□□□	997
	36x48	G3648	□□□	□□	□□	□□	□□□	1020
	36x60	G3660	□□□	□□	□□	□□	□□□	1115
	36x66	G3666	□□□	□□	□□	□□	□□□	1161
	36x72	G3672	□□□	□□	□□	□□	□□□	1187

A B C D E F

HOW TO ORDER




- Indicate the following information on order form:
1. Quantity of each item.
 2. Model number, including options. See "How to Build a Model Number."
 3. Any special service required.

Note:

- The □ indicates that a choice is required.
- The absence of □ indicates that no choice is required.
- Alpha-numeric characters in place of □ indicate that no other alternatives are available.

HOW TO BUILD A MODEL NUMBER

<p>A Select basic model.</p> <p>B Select edge style.</p> <p>74p = PVC Edge</p> <p>54B = 1 1/4" Vinyl Bullnose</p> <p>C Select edge color.</p> <p>BL = Black</p> <p>GR = Grey</p> <p>LG = Light Tone</p> <p>SA = Sand</p> <p>WG = Warm Grey</p> <p>FN = Flannel</p> <p>CF = Cafe au Lait</p> <p>HM = Hardrock Maple</p> <p>CO = Castle Oak</p> <p>WC = Wild Cherry</p> <p>MM = Monticello Maple</p> <p>BM = Biltmore Cherry</p> <p>BW = Brighton Walnut</p> <p>WY = Windsor Mahogany</p>	<p>D Select laminate color.</p> <p>SP = Standard Laminate</p> <p>CP = Customer Specified Laminate</p> <p>E Select base color.</p> <p>BL = Black</p> <p>WG = Warm Grey</p> <p>GR = Grey</p> <p>SA = Sand</p> <p>LG = Light Tone</p> <p>CO = Cottonwood</p> <p>CW = Creamy White</p> <p>GX = Grape</p> <p>BD = Bordeaux</p>	<p>CC = Cocobala</p> <p>CT = Chocolate Pear Tree</p> <p>PV = Provincial</p> <p>FM = Fusion Maple</p> <p>SF = Summer Flame</p> <p>CP = Other Standard Edge</p> <p>F Select caster option.</p> <p>4CW = 4 Black Casters/White Caps</p> <p>4GB = 4 Black Glides</p> <p>4MW = 2 Black/White Cap Casters/2 Glides</p> <p>4CB = 4 Black Casters/Black Caps</p> <p>4MB = 2 Black Casters/2 Black Glides</p>	<p>CY = Cayenne</p> <p>FN = Flannel</p> <p>SH = Splash</p> <p>MR = Marine Teal</p> <p>ND = Nordic</p> <p>TO = Tangelo</p> <p>WS = Wet Sand</p> <p>CM = Champagne Metallic</p> <p>EX = Espresso Metallic</p> <p>SX = Starlight Silver</p> <p>ZM = Bronze Metallic</p> <p>NK = Nickel Vein</p> <p>AV = Antique Vein</p> <p>CH = Chrome</p>
--	---	--	---

MODEL	Size D x W	MODEL NUMBER						List Price
		Basic Model	Edge Style	Edge Color	Laminate	Base Finish	Casters	
 <p>Square • 2-1/4", 14 gauge round tubular steel with steel end caps • 16 gauge steel tapered legs elliptically swaged down to a 1" diameter at the end.</p>	30	NSFT25	<input type="checkbox"/> <input type="checkbox"/> <input type="checkbox"/>	<input type="checkbox"/>	<input type="checkbox"/>	<input type="checkbox"/>	<input type="checkbox"/> <input type="checkbox"/> <input type="checkbox"/>	\$684
	36	NSFT-3	<input type="checkbox"/> <input type="checkbox"/> <input type="checkbox"/>	<input type="checkbox"/>	<input type="checkbox"/>	<input type="checkbox"/>	<input type="checkbox"/> <input type="checkbox"/> <input type="checkbox"/>	771
 <p>Round • 2-1/4", 14 gauge round tubular steel with steel end caps • 16 gauge steel tapered legs elliptically swaged down to a 1" diameter at the end.</p>	30	NRST25	<input type="checkbox"/> <input type="checkbox"/> <input type="checkbox"/>	<input type="checkbox"/>	<input type="checkbox"/>	<input type="checkbox"/>	<input type="checkbox"/> <input type="checkbox"/> <input type="checkbox"/>	713
	36	NRST-3	<input type="checkbox"/> <input type="checkbox"/> <input type="checkbox"/>	<input type="checkbox"/>	<input type="checkbox"/>	<input type="checkbox"/>	<input type="checkbox"/> <input type="checkbox"/> <input type="checkbox"/>	808
 <p>Racetrack • 2-1/4", 14 gauge round tubular steel with steel end caps • 16 gauge steel tapered legs elliptically swaged down to a 1" diameter at the end.</p>	36X60	NOFT3-5	<input type="checkbox"/> <input type="checkbox"/> <input type="checkbox"/>	<input type="checkbox"/>	<input type="checkbox"/>	<input type="checkbox"/>	<input type="checkbox"/> <input type="checkbox"/> <input type="checkbox"/>	1125
	36X72	NOFT3-6	<input type="checkbox"/> <input type="checkbox"/> <input type="checkbox"/>	<input type="checkbox"/>	<input type="checkbox"/>	<input type="checkbox"/>	<input type="checkbox"/> <input type="checkbox"/> <input type="checkbox"/>	1179
			A	B	C	D	E	F

HOW TO ORDER

Indicate the following information on order form:
 1. Quantity of each item.
 2. Model number, including options. See "How to Build a Model Number."
 3. Any special service required.

Note: • The indicates that a choice is required.
 • The absence of indicates that no choice is required.
 • Alpha-numeric characters in place of indicate that no other alternatives are available.

HOW TO BUILD A MODEL NUMBER

- A Select basic model. _____
- B Select edge style. _____
 74p = PVC Edge _____
 54B = 1 1/4" Vinyl Bullnose _____
- C Select edge color. _____
 BL = Black _____
 GR = Grey _____
 LG = Light Tone _____
 SA = Sand _____
 WG = Warm Grey _____
 FN = Flannel _____
 CF = Cafe au Lait _____
 HM = Hardrock Maple _____
 CO = Castle Oak _____
 WC = Wild Cherry _____
 MM = Monticello Maple _____
 BM = Billmore Cherry _____
 BW = Brighton Walnut _____
 WY = Windsor Mahogany _____

- CC = Cocobala _____
- CT = Chocolate Pear Tree _____
- PV = Provincial _____
- FM = Fusion Maple _____
- SF = Summer Flame _____
- CP = Other Standard Edge _____
- D Select laminate color. _____
 SP = Standard Laminate _____
 CP = Customer Specified Laminate _____
- E Select base color. _____
 BL = Black _____
 WG = Warm Grey _____
 GR = Grey _____
 SA = Sand _____
 LG = Light Tone _____
 CO = Cottonwood _____
 CW = Creamy White _____
 GX = Grape _____
 BD = Bordeaux _____

- CY = Cayenne _____
- FN = Flannel _____
- SH = Splash _____
- MR = Marine Teal _____
- ND = Nordic _____
- TO = Tangelo _____
- WS = Wet Sand _____
- CM = Champagne Metallic _____
- EX = Espresso Metallic _____
- SX = Starlight Silver _____
- ZM = Bronze Metallic _____
- NK = Nickel Vein _____
- AV = Antique Vein _____
- CH = Chrome _____
- F Select caster option. _____
 -4GB = 4 Glides _____
 -4MW = 2 Casters/2 Glides **Add \$14** _____
 -4CW = 4 Casters **Add \$28** _____



MODEL

Rectangle

- 2-1/4", 14 gauge round tubular steel with steel end caps
- 16 gauge steel tapered legs elliptically swaged down to a 1" diameter at the end.

Size D x W	MODEL NUMBER						List Price
	Basic Model	Edge Style	Edge Color	Laminate	Base Finish	Casters	
24x48	NFT2-4	□□□	□□	□□	□□	□□□	\$910
24x60	NFT2-5	□□□	□□	□□	□□	□□□	977
24x72	NFT2-6	□□□	□□	□□	□□	□□□	1003
24x84	NFT2-7	□□□	□□	□□	□□	□□□	1024
30x36	NFT253	□□□	□□	□□	□□	□□□	926
30x48	NFT254	□□□	□□	□□	□□	□□□	947
30x60	NFT255	□□□	□□	□□	□□	□□□	992
30x72	NFT256	□□□	□□	□□	□□	□□□	1039
30x84	NFT257	□□□	□□	□□	□□	□□□	1061
30x96	NFT258	□□□	□□	□□	□□	□□□	1084
36x48	NFT3-4	□□□	□□	□□	□□	□□□	990
36x60	NFT3-5	□□□	□□	□□	□□	□□□	1073
36x72	NFT3-6	□□□	□□	□□	□□	□□□	1121
36x84	NFT3-7	□□□	□□	□□	□□	□□□	1142
36x96	NFT3-8	□□□	□□	□□	□□	□□□	1168

A B C D E F

HOW TO ORDER

Indicate the following information on order form:

1. Quantity of each item.
2. Model number, including options. See "How to Build a Model Number."
3. Any special service required.

Note: • The □ indicates that a choice is required.
 • The absence of □ indicates that no choice is required.
 • Alpha-numeric characters in place of □ indicate that no other alternatives are available.

HOW TO BUILD A MODEL NUMBER

A Select basic model.

B Select edge style.

74p = PVC Edge

54B = 1 1/4" Vinyl Bullnose

C Select edge color.

BL = Black

GR = Grey

LG = Light Tone

SA = Sand

WG = Warm Grey

FN = Flannel

CF = Cafe au Lait

HM = Hardrock Maple

CO = Castle Oak

WC = Wild Cherry

MM = Monticello Maple

BM = Biltmore Cherry

BW = Brighton Walnut

WY = Windsor Mahogany

CC = Cocobala

CT = Chocolate Pear Tree

PV = Provincial

FM = Fusion Maple

SF = Summer Flame

CP = Other Standard Edge

D Select laminate color.

SP = Standard Laminate

CP = Customer Specified Laminate

E Select base color.

BL = Black

WG = Warm Grey

GR = Grey

SA = Sand

LG = Light Tone

CO = Cottonwood

CW = Creamy White

GX = Grape

BD = Bordeaux

CY = Cayenne

FN = Flannel

SH = Splash

MR = Marine Teal

ND = Nordic

TO = Tangelo

WS = Wet Sand

CM = Champagne Metallic

EX = Espresso Metallic

SX = Starlight Silver

ZM = Bronze Metallic

NK = Nickel Vein

AV = Antique Vein

CH = Chrome

F Select caster option.

-4GB = 4 Glides

-4MW = 2 Casters/2 Glides Add \$14

-4CW = 4 Casters Add \$28

Buying from BSI can make a real difference.

You are supporting Wisconsin companies, which add to the tax base and employ our taxpaying citizens.

You are helping save taxpayer money through promotion of successful reintegration of offenders into our communities.

You are promoting environmental responsibility through the use of "green" products and development of alternative fuels.

Revenues earned are reinvested in recycling initiatives to keep our landfills safe of pollutants.

Revenues are used to develop meaningful vocational programs for training inmates for release.

You are helping us make our institutions safer by reducing inmate idleness.

Low Prices!

It's Quick and Easy!

One stop shopping for a wide variety of quality products.



Showroom and Business Office
3099 East Washington Ave..
Madison, Wisconsin 53704

PHONE: 608-240-5200 FAX: 608-240-3321 TOLL FREE: 800-862-1086

Web site: www.buybsi.com