



**LXO**<sup>TM</sup>  
6000 Series



# SMART. SIMPLE. FUNCTIONAL. FEEL GOOD. WORK SMART...

**LXO™**

One chair. Multiple functions. Perfect for working, meeting or training. LXO™ is the new standard for ergonomic affordable seating.


The light weight, well proportioned all purpose task chair was designed to meet the needs of today's tight working spaces. The LXO™ is a breath of fresh air with its award winning ergonomic design, superior comfort and contract quality workmanship.

Responsive depth adjustable ABLEX™ patterned weave mesh back, ENERSORB™ memory foam padded seat, synchronous tilt swivel mechanism. These are some of the highlighted features that all work together to provide a fresh looking, practical, supportive and ultra comfortable task chair.



IT'S ABOUT GOOD DESIGN





**ABLEX™ MESH BACKING**

Allows air to pass freely, making it comfortable in all environments. It also boasts dynamic movement- in other words, it moves with you.



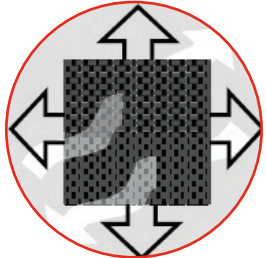
**ARMRESTS**

Height adjustable arms with polyurethane arm pads.



**ENERSORB™ FOAM**

ENERSORB™ foam conforms to your body when you sit and reverts to its natural form when you get up.



**FOUR-WAY STRETCH FABRIC**

Dual-layer Mystic fabric is perforated for exceptional airflow. (Standard in Mystic fabric). It also has a four way stretch, which moves perfectly with the ENERSORB™ foam for added comfort and durability.



**MECHANISM**

Synchro-tilt swivel mechanism with multi position lock, seat depth adjustment and tension control. Pneumatic height adjustment.



**SEAT DEPTH ADJUSTMENT**

Allowing for greater seating depth for those requiring more leg support.



**BASE**

2" Mag wheel carpet casters. 5 prong heavy duty nylon base.



+Optional Polished Aluminum Base Available.



.: LXO [ 6000 SERIES ]

.: FEEL GOOD. WORK SMART.

W.R. Breen designed the LXO chair to be used in workstations, private offices, conference rooms, team areas and community spaces in business and learning environments.

.: OPTIONS

- Polished Aluminum Base.
- 2" Soft Tile Casters.
- Larger Wheel Carpet Casters.
- Silver Mesh Back.
- Self Locking Casters.
- Seat Slider.
- California Fire Code #133.
- 4 Way Arm Adjustment.



LXO 6000



LXO 6002



LXO 6000DS



.: DIMENSIONS

MODEL:	6000	6002	6000DS
OVERALL:			
width	26"	24"	25½"
depth	24"	26"	24"
height	36½"-41"	35"	40½"-50½"
SEAT HEIGHT:	17"-22½"	18½"	24"-34"
SEAT WIDTH:	19"	19"	19"
SEAT DEPTH:	18½"-19½"	18½"	18½"-19½"
BACK WIDTH:	19"	19"	19"
BACK HEIGHT:	18"	18"	18"
WEIGHT (lbs):	50	41	50
VOLUME (cu ft):	14	14	14

© 2011 Nightingale Corp. All Rights Reserved

ISO 9001:2008 Certified

Tel Toll Free: 1.800.363.8954 | Fax Toll Free 1.800.637.6784 | Email: info@nightingalechairs.com | www.nightingalechairs.com

