

# Workstation Accessories Price List

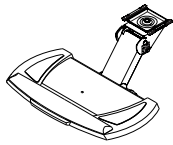


## Document Revisions

---

Nov 19, 2010	Original Issue
Nov 29, 2010, rev 1	Price correction- pg 7, PN correction pg 10, Color Correction pg 12
May 17, 2011, rev 2	Part Number corrections, WR31, pg 4
June 14, 2011, rev 3	Price correction- pg 15, WMS
Nov. 8, 2011, rev 4	Removed Clamp (CM) Option from TREX pg 5
Feb. 8th, 2012, rev 5	Corrected Photo on ER500 pg. 3
June 18th, 2012, rev 6	Updated Pricing on Tool Rail and Accessories
June 18th, 2012, rev 7	Add PAT accessory tray back into pricelist
November 19th, 2012 rev 1	Added T4 Toolrail
February 19th, 2013	Removed BL Color Option on OE-LED-TL
March 11th, 2013	Update WR-2118 to WR-2128
July 2014	Removed: 2G500, TREX-, WR-SA1000, WR-CPU-3, JRW-FIL-18, JRW-FIL-23, JRW-FIK-19, JRW-FIK-23, KT1100, KT3100, KT3001, REED Lighting, ETECH Lighting Added: Velcro Management Fixed Part number D-LIFT to DUAL-LIFT
October 2014	Add QuickStand from HumanScale
Nov 2014	Removed: Momentum Keyboard Tray, EasyRider, Concerto, AStra Desk Light, LED Task Light, Trillium Desk Light, WR-Footrest, WR-CD Center Drawer, JRW-TBASE Added: 245E Keyboard Tray, Myriad, Myriad Jr. Sit/Stand Keyboard Tray, 3G Keyboard Trays, 5G Keyboard Trays, 6G Keyboard Trays, Create-a-Corners, RA Monitor Arms, Edge Monitor Arms, Poise Monitor Arms, RA CPU Holders, Pixie Light, Solstice Light, Vivid Light, Vivid-LE Light, Reed Premier, RA Footrest, RA Pencil Drawers, Keyboard & Mouse Drawers, Under Desk Drawers
Jan 2015	Removed T-4 Toolrails in 66" and 72". Discontinued by the vendor. Add 1121 RA Monitor Arm
March 2015	Added Gile light.

	Workstation Accessories	Page No.
	Keyboard Trays	2
	Monitor Support Arms	9
	CPU Holders	12
	Laptop Station	13
	Task Light-Desk Mount	14
	Task Light-Under Cabinet	15
	Corner Sleeve, Footrest, Center Drawer	17
	Tool Rails	18
	Tool Rail Mounted Accessories	20



OE-KO20/23HA

**Sit/Stand Keyboard Tray**

☛ The Momentum Arm in sit/stand version is the perfect choice for those who like to vary their positions and have the option of working in a standing position.

**MEASUREMENTS**

- ☛ Height Above: 6.20"
- ☛ Height Below: 6.00"
- ☛ Positive Tilt: 15
- ☛ Negative Tilt: 15
- ☛ Rotation: 360

**QuickStand**

- ☛ Fully integrated cable management
- ☛ Two USB outlets for keyboard/mouse
- ☛ 18" platform height adjustments
- ☛ 5" single/dual monitor display adjustment
- ☛ Work surface clamp has 6" of horizontal adjustment for a 24" up to 36" deep surface
- ☛ Work surface clamp attaches to the back edge of a 1/2" up to 2-3/4" thick surface



MODEL NUMBER						
Basic Model	Size/Color					List Price
OEI-KOMSG-23-M						\$363
HS-QS	BL24					\$1456
HS-QS	WL24					\$1456
HS-QS	BL30					\$1533
HS-QS	WL30					\$1533
HS-QS	BC30					\$1824
HS-QS	WC30					\$1824

A | B

**HOW TO ORDER**

Indicate the following information on order form:

1. Quantity of each item.
2. Model number, including options. See "How to Build a Model Number."
3. Any special service required.

**HOW TO BUILD A MODEL NUMBER**

- A Select Basic Model.
- B Select Color/Size
  - BL24 = Small Platform/Black
  - WL24 = Small Platform White
  - BL30 = Large Platform Black
  - WL30 = Large Platform White
  - BC30 = Large Platform w/Crossbar Black
  - WC30 = Large Platform w/Crossbar White





**SPECIAL SERVICES**

**Shipping**  
Packing shall be at the discretion of BSI and is dependent upon sizes and quantities of order.

**List Prices**  
Take off 56% discount for Net price;  
(List Price x 0.44)

Add 5% of Net for shipping  
Add 8% of Net for Installation

Specifications and prices subject to change without prior notice.

		MODEL NUMBER			
		Basic Model			List Price
 <p><b>Ergonomic Keyboard Trays</b>                      • Economical phenolic keyboard platform for the keyboard and mouse. Includes mouse stops and non-skid strips for keyboard. Includes palm support.</p> <p>Keyboard Tray w/Swing Arm</p>	RA-245E			\$295	
 <p>• Economical phenolic keyboard platform with swivel mouse and with FastAction Compact articulating arm. Swivel mouse platform may be mounted for left or right-hand use. Includes palm support (104KPS). Mouse platform swivels completely under keyboard tray.</p> <p>Myriad Jr w/FastAction Arm</p>	RA-JFP21S-106			\$384	
 <p>• Economical phenolic keyboard platform with swivel mouse and Value Swivel articulating arm. Swivel mouse platform may be mounted for left or right-hand use. Includes palm support (104KPS). Mouse platform swivels completely under keyboard tray.</p> <p>Myriad Jr. w/Value Swivel Arm</p>	RA-JVC17S-106			\$304	
 <p>• Mechanical lift for second surface workstation, hardware only                      • Sold Installed</p>	DUAL-LIFT			\$395	
	I A				

**HOW TO ORDER**

Indicate the following information on order form:  
 1. Quantity of each item.  
 2. Model number, including options. See "How to Build a Model Number."  
 3. Any special service required.

**HOW TO BUILD A MODEL NUMBER**

A Select Basic Model.

**SPECIAL SERVICES**

**Shipping**  
 Packing shall be at the discretion of BSI and is dependent upon sizes and quantities of order.

**List Prices**



Take off 56% discount for Net price;  
 (List Price x 0.44)

Add 5% of Net for shipping  
 Add 8% of Net for Installation

Specifications and prices subject to change without prior notice.





		MODEL NUMBER			
		Basic Model	Size	Color	List Price
 <p>5G Tray/10.5H Clip/22" Track</p> <p><b>Ergonomic Keyboard Trays</b></p> <p>☛ Keyboard platforms are made of 1/4" phenolic resin, which combines strength, durability and a slim profile, Humanscale's wide range of keyboard platform options will accommodate any need. Available with Technogel or foam palm left- or right-handed mousing - Humanscale's mouse options Clip Mouse - white features height, depth and lateral adjustability, and can easily be moved to support left- or right-handed mousing - Humanscale's mouse options will keep you mousing in comfort. Humanscale offers nine low-risk typing postures and feature easy and intuitive adjustability.</p> <ul style="list-style-type: none"> <li>☛ Height adjustment range: 6.25"</li> <li>☛ Tilt adjustment range: 0 to -15</li> <li>☛ Weight: 8.5 pounds</li> </ul>	HS-5G90091HG-22		□□	\$440	
 <p>5G Tray/8.5H Clip/18" Track</p> <p>☛ Keyboard platforms are made of 1/4" phenolic resin, which combines strength, durability and a slim profile, Humanscale's wide range of keyboard platform options will accommodate any need. Available with Technogel or foam palm left- or right-handed mousing - Humanscale's mouse options Clip Mouse - white features height, depth and lateral adjustability, and can easily be moved to support left- or right-handed mousing - Humanscale's mouse options will keep you mousing in comfort. Humanscale offers nine low-risk typing postures and feature easy and intuitive adjustability. **Short Mechanism**</p> <ul style="list-style-type: none"> <li>☛ Height adjustment range: 6.25"</li> <li>☛ Tilt adjustment range: 0 to -15</li> <li>☛ Weight: 8.5 pounds</li> </ul>	HS-5GSM90090HG-18		□□	\$440	
	A	B	C		

**HOW TO ORDER**

- Indicate the following information on order form:
1. Quantity of each item.
  2. Model number, including options. See "How to Build a Model Number."
  3. Any special service required.

**HOW TO BUILD A MODEL NUMBER**

A Select Basic Model.

**SPECIAL SERVICES**

**Shipping**

Packing shall be at the discretion of BSI and is dependent upon sizes and quantities of order.

**List Prices**

Take off 56% discount for Net price;  
(List Price x 0.44)

Add 5% of Net for shipping  
Add 8% of Net for installation

Specifications and prices subject to change without prior notice.







Banana Board

**Ergonomic Keyboard Trays**

☛ **Banana Board System** w/Jel Wrist Pad and Mouse Pad w/Palm Rest, **22" Ball Bearing Track**. Black only.

☛ Banana Board System w/Jel Wrist Pad and Mouse Pad w/Palm Rest, **17" Ball Bearing Track**. Black only.

☛ Banana Board System w/Jel Wrist Pad and Mouse Pad w/Palm Rest, **22" Nylon Track**. Black only.

☛ Banana Board System w/Jel Wrist Pad and Mouse Pad w/Palm Rest, **17" Nylon Track**. Black only.



Glide Keyboard (Formerly Orbit)

☛ **Glide Keyboard** w/Jel Wrist Rest and Mouse Pad with Palm Rest, **22" Ball Bearing Track**. Charcoal only

☛ Glide Keyboard w/Jel Wrist Rest and Mouse Pad with Palm Rest, **17" Ball Bearing Track**. Charcoal only

☛ Glide Keyboard w/Jel Wrist Rest and Mouse Pad, **22" Nylon Track**. Charcoal only, May purchase Palm Rest separately

☛ Glide Keyboard w/Jel Wrist Rest and Mouse Pad, **17" Nylon Track**. Charcoal only, May purchase Palm Rest separately

☛ **Jel Palm Rest** for Glide Mouse Pad

☛ **NOTE:** Use corner sleeve #WR-178ACD or #WR-178CCD when necessary.

MODEL NUMBER						
Basic Model	Ball Bearing Track	Nylon Track	22" Track	17" Track	Mouse Pad Palm Rest Incl	List Price
WR21	33		-22J		Yes	\$537
WR21	33			-17J	Yes	\$521
WR21		28	-22J		Yes	\$475
WR21		28		-17J	Yes	\$459
WR31	31		-22J		Yes	\$559
WR31	31			-17J	Yes	\$544
WR31		21	-22J		No	\$458
WR31		21		-17J	No	\$443
WR-JPR						\$46

| A | B | B | C | C

**HOW TO ORDER**

- Indicate the following information on order form:
1. Quantity of each item.
  2. Model number, including options. See "How to Build a Model Number."
  3. Any special service required.

**HOW TO BUILD A MODEL NUMBER**

- A Select Basic Model.
- B Select Lift Style
- C Select Track Length

**SPECIAL SERVICES**

**Shipping**  
Packing shall be at the discretion of BSI and is dependent upon sizes and quantities of order.

**List Prices**

Take off 56% discount for Net price;  
(List Price x 0.44)

Add 5% of Net for shipping  
Add 8% of Net for Installation

Specifications and prices subject to change without prior notice.



Post Mount for 1 Monitor



Sprint Mount for 1 Monitor

Post Mount for 2 Monitors

**Monitor Support Arms**

- Stylish ergonomic design.
- Swift movement with easy adjustment.
- Universal mounting system; no need to specify grommet or clamp.
- Wide angle and height range for comfortable viewing position. cable management: cables route neatly under arm.
- Grommet adjusts to table-top thickness of 7/8" to 2.
- Weight-load: 22lbs./monitor.
- Quick release mechanism: easy to install and removal of monitor and arm.
- Increase or decrease tension with built-in tool.
- **RA-52993** Adaptor for Right Angle Monitor arms to accommodate larger monitors. 100mm (3-15/16") x 200mm (7-7/8")

MODEL NUMBER					
Basic Model	Arm Options				List Price
RA-HS	1111				\$267
RA-HS	3111				\$415
RA-HS	1221				\$540
RA-HS	1121				\$363
RA-52993					\$50

A	B

**HOW TO ORDER**

- Indicate the following information on order form:
1. Quantity of each item.
  2. Model number, including options. See "How to Build a Model Number."
  3. Any special service required.

**HOW TO BUILD A MODEL NUMBER**

- A Select basic model.
- B Select Arm Option
- 1111 = Post Mount for 1 Monitor
- 3111 = Spring Mount for 1 Monitor
- 1221 = Post Mount for 2 Monitors

**SPECIAL SERVICES**

**Shipping**  
Packing shall be at the discretion of BSI and is dependent upon sizes and quantities of order.

**List Prices**  
Take off 56% discount for Net price;  
(List Price x 0.44)

Add 5% of Net for shipping  
Add 8% of Net for Installation

Specifications and prices subject to change without prior notice.



Edge Monitor Arm

### Monitor Support Arms

- ☛ Includes EDGE monitor arm and one PL003-25 platform with palm rest on a 28" pole
- ☛ Arms extend to 24", retract to 5"
- ☛ Monitor Arm load capacity 6.5 - 17.6 lbs
- ☛ Platform Arm load capacity: 20 lbs
- ☛ Easy lever height adjustment makes customization quick and easy
- ☛ Includes both Desk Clamp and Grommet Mount

MODEL NUMBER				
Basic Model	Arm Options			List Price
ESI-MRFSWS	EDGE1			\$674
ESI-MRFSWS	EDGE2			\$887

|  
A

|  
B

### HOW TO ORDER

- Indicate the following information on order form:
- Quantity of each item.
  - Model number, including options. See "How to Build a Model Number."
  - Any special service required.

### HOW TO BUILD A MODEL NUMBER

- A Select basic model.  
 B Select Arm Option
- EDGE = Single Monitor  
EDGE2 = Dual Monitor

### SPECIAL SERVICES





**Shipping**  
 Packing shall be at the discretion of BSI and is dependent upon sizes and quantities of order.

**List Prices**  
 Take off 56% discount for Net price;  
 (List Price x 0.44)

Add 5% of Net for shipping  
 Add 8% of Net for Installation

Specifications and prices subject to change without prior notice.

# Workstation Accessories

		MODEL NUMBER				
		Basic Model	Mount Option	Color		List Price
 <p>Single Arm</p>	<p><b>Poise Monitor Support Arms</b></p> <ul style="list-style-type: none"> <li>Supports: One 8-22 lb. monitor</li> <li>Maximum monitor height: 12.5" (full range of motion)</li> <li>Vertical articulation: 12"</li> <li>Forward reach: 23.25"</li> <li>Collapsible: (portrait to landscape)</li> <li>Comes standard with Grommet Mount and Clamp</li> </ul>	WR-PA1000		<input type="checkbox"/>		\$497
 <p>Dual Monitor</p>	<ul style="list-style-type: none"> <li>Supports: Two 8 - 22 lb. monitors</li> <li>Maximum Monitor Height: 19.5" (Full Range of motion)</li> <li>Maximum Monitor Width: 32" (with some loss of reach)</li> <li>Vertical Articulation: 12"</li> <li>Forward Read: 14.75"</li> <li>Collapsible: Down to 4"</li> <li>Tilt range: 160 (+70/-90)</li> <li>Pivot: 180(+/-90)</li> <li>Rotation: 360</li> </ul>	WR-PA2000	G	<input type="checkbox"/>		\$960
		WR-PA2000	C	<input type="checkbox"/>		\$985
 <p>Heavy Duty</p>	<ul style="list-style-type: none"> <li>Supports: One 18 - 42 lb. monitor</li> <li>Maximum Monitor Height: 12.5" (Full Range of motion)</li> <li>Vertical Articulation: 12"</li> <li>Forward Reach: 23.25"</li> <li>Collapsible: Down to 4"</li> <li>Tilt range: 160 (+70/-90)</li> <li>Pivot: 180 (+/-90)</li> <li>Rotation: 90 (preset with set screw)</li> <li>Mounts: C-Clamp &amp; Grommet Included</li> </ul>	WR-PA3000		<input type="checkbox"/>		\$548
 <p>Twin</p>	<ul style="list-style-type: none"> <li>Supports: Two 7-18 lb. monitors</li> <li>Maximum monitor width: 24.5"</li> <li>Vertical articulation: 12"</li> <li>Forward reach: 23.25"</li> <li>Collapsible: Down to 5.5"</li> <li>Tilt range: 160 (+70/-90)</li> <li>Pivot: 180 (+/-90)</li> <li>Rotation: 90 (preset with set screw)</li> <li>Mounts: C-clamp &amp; grommet Included</li> </ul>	WR-PA4000		<input type="checkbox"/>		\$717
		I A	I B	I C		

## HOW TO ORDER

- Indicate the following information on order form:
- Quantity of each item.
  - Model number, including options. See "How to Build a Model Number."
  - Any special service required.

## HOW TO BUILD A MODEL NUMBER

- A Select basic model.
- B Select Mount Option
- 
- G = Grommet
- C = Clamp
- C Select Color
- 
- B = Black
- S = Silver

## SPECIAL SERVICES

**Shipping**  
Packing shall be at the discretion of BSI and is dependent upon sizes and quantities of order.

### List Prices

Take off 56% discount for Net price;  
(List Price x 0.44)

Add 5% of Net for shipping  
Add 8% of Net for Installation

Specifications and prices subject to change without prior notice.

MODEL NUMBER		
Basic Model		List Price
CPU-SLING		\$177
OE-CPU-E		\$70
OE-CPU-L		\$269
RA-200CPU		\$138
RA-202CPU		\$121
RA-300CPU		\$220



CPU-SLING

**CPU Holders**

☛ CPU Sling, full swivel, easy cinch straps, 75 pound capacity.



Economy CPU holder

☛ Economy CPU holder, OE-CPU-E, mounts easily to underside of desk, adjusts horizontally (5.5" - 9.8") and vertically (9.8" - 15.4") .



Standard CPU holder with LOCK

☛ Standard CPU holder, OE-CPU-L mounts vertically on a glide track. Swivels 360 deg. Adjust horizontally (3.5" - 9.3") and vertically (12.5" - 22.5") Lock included.



Economy CPU Holder

☛ Economy CPU Holder  
☛ Supports up to 60 lbs.  
☛ Fits most CPU's up to 64" in perimeter



Adj Steel CPU Holder

☛ Fixed Under Desk  
☛ Adjustable Steel CPU Holder  
☛ Supports up to 40 lbs.  
☛ W: 3-1/8" to 5-1/4", D: 14", H: 9" to 18-3/4"



Adj Steel CPU - Security Ready

☛ Steel Adjustable CPU Holder Security-Ready works with standard padlock (not included)  
☛ Supports up to 75 lbs.  
☛ W: 4" to 9-1/2", H: 11-1/2" to 21"

A

**HOW TO ORDER**

- Indicate the following information on order form:
1. Quantity of each item.
  2. Model number, including options. See "How to Build a Model Number."
  3. Any special service required.

**HOW TO BUILD A MODEL NUMBER**

A Select Basic Model

**SPECIAL SERVICES**

**Shipping**  
Packing shall be at the discretion of BSI and is dependent upon sizes and quantities of order.

**List Prices**

Take off 56% discount for Net price;  
(List Price x 0.44)

Add 5% of Net for shipping  
Add 8% of Net for Installation

Specifications and prices subject to change without prior notice.



TravelRite Laptop Station

**Computer Stations**

TravelRite Laptop Station creates a comfortable work position with improved head and shoulder posture, angle is adjustable from 0 - 30 deg. for neutral positioning of wrists and hands, adjustable wrist support thickness, non-slip underpad. Includes LeatherRite 'JelRite' palm support.

MODEL NUMBER		
Basic Model		List Price
WR-UB2400-25J		\$212

|  
A

**HOW TO ORDER**

Indicate the following information on order form:  
 1. Quantity of each item.  
 2. Model number, including options. See "How to Build a Model Number."  
 3. Any special service required.

**HOW TO BUILD A MODEL NUMBER**

A Select Basic Model

**SPECIAL SERVICES**





**Shipping**  
 Packing shall be at the discretion of BSI and is dependent upon sizes and quantities of order.

**List Prices**

Take off 56% discount for Net price;  
 (List Price x 0.44)

Add 5% of Net for shipping  
 Add 8% of Net for Installation

Specifications and prices subject to change without prior notice.

		MODEL NUMBER							
		Basic Model	Base					List Price	
 <p><b>Vivid Desk Light</b></p> <p><b>Desk Mount Task Lights</b></p> <ul style="list-style-type: none"> <li>Single arm</li> <li>Total reach: 21"</li> <li>Temperature: 3500K</li> <li>Lamp life: 50,000 hours</li> <li>180 rotation at light source</li> <li>360 rotation on base</li> <li>CRI: 85</li> <li>6W</li> <li>Lumens: 322LM</li> <li>Foot Candles at 18": 102.36FC</li> <li>Luminous Flux at 18": 1,100Lux</li> </ul>	ESI-VIVID	BS						\$294	
	ESI-VIVID	DC						\$355	
	ESI-VIVID	GM						\$348	
	ESI-VIVID	SL						\$370	
 <p><b>Vivid-LE Desk Light</b></p> <ul style="list-style-type: none"> <li>Two arms</li> <li>Total reach: 36"</li> <li>Temperature: 3500K</li> <li>Lamp life: 50,000 hours</li> <li>180 rotation at light source</li> <li>360 rotation on base</li> <li>CRI: 85</li> <li>6W</li> <li>Lumens: 322LM</li> <li>Foot Candles at 18" 102.36FC</li> <li>Luminous Flux at 18": 1,100Lux</li> </ul>	ESI-VIVID-LE	BS						\$309	
	ESI-VIVID-LE	DC						\$370	
	ESI-VIVID-LE	GM						\$363	
	ESI-VIVID-LE	SL						\$385	
 <p><b>Pixie</b></p> <ul style="list-style-type: none"> <li>Temperature: 3000K</li> <li>Small profile</li> <li>Lightweight</li> <li>11.8" reach</li> <li>CRI: 80</li> <li>3W</li> <li>Lamp Life: 50,000 hours</li> <li>Lumens: 168LM</li> <li>Foot Candles at 18": 46.45FC</li> <li>Luminous Flux at 18" 500Lux</li> </ul>	ESI-PIXIE							\$137	
 <p><b>Solstice</b></p> <ul style="list-style-type: none"> <li>Includes USB port to charge electronic hand-held devices</li> <li>Temperature: 4100K</li> <li>Dimmer button for continuous dimming</li> <li>Lamp life: 50,000 hours</li> <li>Lamp head rotates 350</li> <li>CRI: 80</li> <li>6W</li> <li>Lumens: 366LM</li> <li>Foot Candles at 18" 134.95FC</li> <li>Luminous Flux at 18" 1,450Lu</li> </ul>	ESI-SOLSTICE							\$317	

A                      B

**HOW TO ORDER**

Indicate the following information on order form:  
 1. Quantity of each item.  
 2. Model number, including options. See "How to Build a Model Number."  
 3. Any special service required.

**HOW TO BUILD A MODEL NUMBER**

A    Select Basic Model  
 B    Select Mount Option  
     **BS** = Base  
     **DC** = Clamp  
     **GM** = Grommet  
     **SL** = Slat Wall

**SPECIAL SERVICES**

**Shipping**  
 Packing shall be at the discretion of BSI and is dependent upon sizes and quantities of order.

**List Prices**

Take off 56% discount for Net price;  
 (List Price x 0.44)

Add 5% of Net for shipping  
 Add 8% of Net for Installation

Specifications and prices subject to change without prior notice.

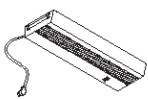




Tazetta

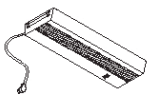
**Under Cabinet Task Lights**

- ☛ **Tazetta MT5 Task Light.** Slim, energy efficient T5 fluorescent lamp.
- ☛ Standard high performance electronic ballast with prismatic lens.
- ☛ Optional high performance electronic ballast with occupancy sensor and batwing lens.
- ☛ Available in 13, 24, 36, and 48".
- ☛ Available with system specific mounting options.
- ☛ Available in Black only.



TLT5 for the Universal Overhead cabinet

- ☛ **-Standard electronic ballast light.**
- ☛ -Overhead, under shelf mount design.
- ☛ Available in black only.



BTLT5 for the Venus Overhead cabinet

- ☛ Low-profile LED fixture with a simple design
- ☛ Magnetically attaches to the underside of overheads.
- ☛ Available in 24" and 36" lengths, the lights can be used individually, or in concert to illuminate surfaces over 54".
- ☛ A splitter allows up to three fixtures to be powered receptacles Gile uses per workstation regardless of cabinet size.
- ☛ At least one Infeed is required.



Gile

MODEL NUMBER									
Basic Model	Nom. Size	High Perform Prismatic Lens	High Perf w/ OS Batwing Lens	Mounting Options				List Price	
				Sys 21, Flex, IF	Power Works	Venus	Wood Screws		
MT5	-13	STD	n/a	-UN	-PW	-VE	-WS	\$106	
MT5	-24	STD		-UN	-PW	-VE	-WS	\$121	
MT5	-24		OSB	-UN	-PW	-VE	-WS	\$236	
MT5	-36	STD		-UN	-PW	-VE	-WS	\$138	
MT5	-36		OSB	-UN	-PW	-VE	-WS	\$253	
MT5	-48	STD		-UN	-PW	-VE	-WS	\$156	
MT5	-48		OSB	-UN	-PW	-VE	-WS	\$271	

A	B	C	C	D	D	D	D	

MODEL NUMBER			
Basic Model	Size	Color	List Price
TLT5	-18	BL	\$82
TLT5	-24	BL	\$88
TLT5	-36	BL	\$98
TLT5	-48	BL	\$109
BTLT5	-18	BL	\$100
BTLT5	-24	BL	\$106
BTLT5	-36	BL	\$133
BTLT5	-48	BL	\$159

A	B

MODEL NUMBER		
Basic Model	Size	List Price
30-GILE	-24	\$125
30-GILE	-36	\$150
30-GILE-CONNECT		\$8
30-GILE-INFEED		\$22

A	B

**HOW TO ORDER**

- Indicate the following information on order form:
- Quantity of each item.
  - Model number, including options.  
See "How to Build a Model Number."
  - Any special service required.

**HOW TO BUILD A MODEL NUMBER**

**Tazetta MT5 Task Light**

- A Select Basic Model
- B Select Size
- C Select Performance Option
- D Select Mounting Option

**Standard Electronic Ballast**

- A Select Basic Model
- B Select Size
- C Add Color -BL

**SPECIAL SERVICES**

**Shipping**





Packing shall be at the discretion of BSI and is dependent upon sizes and quantities of order.

**List Prices**

Take off 56% discount for Net price; (List Price x 0.44)

Add 5% of Net for shipping  
Add 8% of Net for Installation

Specifications and prices subject to change without prior notice.

		MODEL NUMBER					
		Basic Model	Size				List Price
 <p><b>Under Cabinet Task Lights</b> LED Task Light with Power Supply</p> <ul style="list-style-type: none"> <li>For use with any overhead or shelf</li> <li>Screw mount for wood applications or magnet mount for metal application</li> <li>Silver aluminum finish, white end caps and black power cord</li> <li>Single touch on/off and touch-and-hold 100%-15% continuous dimming pad with last state memory</li> <li>Automatic turn off after 10 hours</li> <li>LED rated lifespan for 50,000 hours</li> <li>Cord length 9' on 15W power supply, 12' on 60W supply</li> </ul>	Reed Premier	OEI-33-REED	17				\$284
		OEI-33-REED	31				\$439
		OEI-33-REED	44				\$578
		OEI-33-REED	58				\$734
 <p><b>LED Adder Light without Power Supply</b></p> <ul style="list-style-type: none"> <li>For use with any overhead or shelf</li> <li>Screw mount for wood applications or magnet mount for metal application</li> <li>Silver aluminum finish, white end caps and black power cord</li> <li>Single touch on/off and touch-and-hold 100%-15% continuous dimming pad with last state memory</li> <li>Automatic turn off after 10 hours</li> <li>LED rated lifespan for 50,000 hours</li> <li>Adder units include an 8" &amp; 30" interconnect cord (54" cord must be ordered separate)</li> </ul>	Reed Premier	OEI-33-ADDER	17				\$210
		OEI-33-ADDER	31				\$360
		OEI-33-ADDER	44				\$480
		OEI-33-ADDER	58				\$638
 <p><b>Interconnect Cord</b></p> <ul style="list-style-type: none"> <li>60 watt power supply required when interconnecting lights</li> <li>Total interconnected system wattage cannot meet or exceed 60W</li> </ul>	Jumper	OEI-33-REED-JUMP	08				\$6
		OEI-33-REED-JUMP	30				\$11
		OEI-33-REED-JUMP	54				\$20
 <p><b>Occupancy Sensor with End-to-End Connector</b></p> <ul style="list-style-type: none"> <li>Optional occupancy sensor shuts fixture off after 30 minutes of inactivity</li> <li>One occupancy sensor needed per string of interconnected lights</li> </ul>	Occupancy Sensor	OEI-33-REED-OS-CON					\$185

A B

**HOW TO ORDER**

- Indicate the following information on order form:
- Quantity of each item.
  - Model number, including options. See "How to Build a Model Number."
  - Any special service required.

**HOW TO BUILD A MODEL NUMBER**

- A Select Basic Model
- B Select Size
- 17 = 17"
  - 31 = 31"
  - 44 = 44"
  - 58 = 58"
  - 08 = 8"
  - 30 = 30"
  - 54 = 54"

**SPECIAL SERVICES**

- Shipping**  
Packing shall be at the discretion of BSI and is dependent upon sizes and quantities of order.
- List Prices**  
Take off 56% discount for Net price; (List Price x 0.44)  
Add 5% of Net for shipping  
Add 8% of Net for Installation
- Specifications and prices subject to change without prior notice.



JRW-CORNER



WR-179CCD



WR-179ACD



Create-A-Corner



RA-100FG



CI-JCD



RA-100PDB



RA-200PDB



RA-300PDB

**Worksurface Corner Sleeves**

☛ **Corner sleeves** extend worksurface corners for installation of ergonomic keyboards.

- ☛ For use with 90 deg, and curved corners
- ☛ Available in black.



- ☛ Shown with optional keyboard system
- ☛ 12" wide are 18 GA steel
- ☛ 18" wide are 16 GA steel

**Footrest**

- ☛ Helps keep strain off lower back
- ☛ Nonskid surface
- ☛ Adjustable from 4-1/2" to 6-1/2" H
- ☛ 14" D x 13" W

**Center Drawers**

- ☛ Injected molded with radius front edge, steel ball bearing track.
- ☛ 16 1/2"D x 173/4"W x 2 1/2"H.
- ☛ Available in standard trim colors.

**Pencil/Center Drawer**

- ☛ Constructed of sturdy black plastic
- ☛ Steel ball bearing slides
- ☛ Five compartments
- ☛ 21-1/4" W x 16-1/8" D x 1-3/4" H
- ☛ Install Dimensions: 22-1/2" W x 16-5/8" D x 1-3/4" H

**Compact Pencil Drawer**

- ☛ Slim under desk design
- ☛ Constructed of sturdy black plastic
- ☛ Steel ball bearing slides with lock-indentents
- ☛ 13" W x 17-3/8" D x 1-3/4" H

**Swivel Pencil Tray**

- ☛ 360 swivel
- ☛ Constructed of sturdy black plastic
- ☛ Stores completely under worksurface
- ☛ 8.5" W x 14" L x 1-1/4" H

**Miscellaneous Price List**

Product	Description	BSI Part No.	Color	List Price
Corner Sleeve	Adjustable Corner Sleeve, 16"W x 11/2 to 21/4" H	JRW-CORNER	n/a	\$70
Corner Sleeve	Diagonal Corner Sleeve, 171/2"W x 11/2" H	WR-179CCD	n/a	\$96
Corner Sleeve	Adjustable Corner Sleeve, 12"W x 1 to 21/4" H	WR-179ACD	n/a	\$80
Corner Sleeve	Create-A-Corner 12W x 6D x 1H	RA-112CAC-1-00	n/a	\$50
Corner Sleeve	Create-A-Corner 12W x 6D x 1-1/8H	RA-112CAC-1-12	n/a	\$50
Corner Sleeve	Create-A-Corner 12W x 6D x 1-1/4H	RA-112CAC-1-25	n/a	\$50
Corner Sleeve	Create-A-Corner 12W x 6D x 1-1/2H	RA-112CAC-1-50	n/a	\$50
Corner Sleeve	Create-A-Corner 18W x 6D x 1H	RA-118CAC-1-00	n/a	\$98
Corner Sleeve	Create-A-Corner 18W x 6D x 1-1/4H	RA-118CAC-1-25	n/a	\$98
Corner Sleeve	Create-A-Corner 18W x 6D x 1-1/2H	RA-118CAC-1-50	n/a	\$98
Footrest	Adjustable Footrest	RA-100FG	n/a	\$84
Center Drawer	Standard Center Drawer	CI-JCD	□□	\$82
Center Drawer	Pencil Drawer	RA-100PDB	n/a	\$71
Center Drawer	Pencil Drawer	RA-200PDB	n/a	\$71
Center Drawer	Swivel Pencil Drawer	RA-300PDB	n/a	\$46
Under Drawer	Under Desk Drawer	RA-321DRG	n/a	\$196
Under Drawer	Under Desk Locking Drawer	RA-417NSD	n/a	\$358
Under Drawer	Compact Keyboard Mouse Drawer	RA-2450CKM	n/a	\$192
Holder	Manuscript Holder	WMS	□□	\$13
	Velcro Management	VM		\$20

I I  
A B



RA-2450CKM

**Compact Keyboard & Mouse Drawer**

- ☛ Universal all-metal, under desk drawer for the keyboard and mouse.
- ☛ Includes palm support.
- ☛ Lowers keyboard approximately 2-1/2".
- ☛ 24-1/2" W x 11-1/2" D.
- ☛ Install Dimensions: 25-1/2" W x 17-1/2" D.



RA-417NSD

**Notebook Safe Drawer**

- ☛ May be keyed alike
- ☛ Ball bearing slides lock in open and closed positions
- ☛ Accommodates laptops: 1-1/8" to 2-5/8" H x 14" W x 12-3/4" D
- ☛ Install Dimensions: 15-1/2" W x 22-1/4" D x 5-5/8" H



VS

**Manuscript Stand**

- ☛ Stable, metal construction.
- ☛ Available in your choice of colors.

**HOW TO ORDER**

Indicate the following information on order form:

1. Quantity of each item.
2. Model number
3. Select options when available.
3. Any special service required.

**HOW TO BUILD A MODEL NUMBER**

- A Select Basic Model
- B Select Size
- BL = Black
- GR = Grey
- WG = Warm Grey
- SA = Sand
- LG = Light Tone (CI-JCD drawer only)

**SPECIAL SERVICES**

**Shipping**  
Packing shall be at the discretion of BSI and is dependent upon sizes and quantities of order.

**List Prices**


Take off 56% discount for Net price;  
(List Price x 0.44)

Add 5% of Net for shipping  
Add 8% of Net for Installation

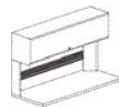
Specifications and prices subject to change without prior notice.



Between Stanchion Tool Rail- **Flexstation**



Tool Rail detail



Between Stanchion Tool Rail-**Volition**



Between Desk Brackets Tool Rail-**Volition**



Between Stanchion/Desk Tool Rail-**Volition**

**Workstation Tool Rails**

- ☛ Aluminum extrusion tool rail with enamel finish. Choice of trim colors.
- ☛ Consists of four slots to hang desk accessories.
- ☛ Field installable.
- ☛ **Flexstation** tool rails mount between overhead uprights (stanchions).

- ☛ **Volition** tool rails can mount between overhead uprights (stanchions).

- ☛ **Volition** tool rails can mount between desk mounted brackets.

- ☛ **Volition** tool rails can mount between an overhead upright (stanchion) and a desk mounted bracket.

MODEL NUMBER					
Product Line (Ref)	Basic Model	Nom. Size	Trim Color		List Price
<b>Flexstation</b>	PMTR	30	□□		\$120
		36	□□		126
		42	□□		137
		48	□□		143
		54	□□		151
		60	□□		197
		72	□□		202
<b>Volition</b>	VOLTSM	24	□□		\$115
		30	□□		126
		36	□□		140
		42	□□		152
		48	□□		163
		54	□□		174
		60	□□		186
		72	□□		209
<b>Volition</b>	VOLTWM	24	□□		\$203
		30	□□		214
		36	□□		226
		42	□□		237
		48	□□		249
		54	□□		260
		60	□□		274
		72	□□		286
<b>Volition</b>	VOLTSO	24	□□		\$160
		30	□□		171
		36	□□		183
		42	□□		194
		48	□□		205
		54	□□		217
		60	□□		228
		72	□□		240
		72	□□		251

|                      |                      |  
A                      B                      C

**HOW TO ORDER**

- Indicate the following information on order form:
1. Quantity of each item.
  2. Model number, including options. See "How to Build a Model Number."
  3. Any special service required.

**HOW TO BUILD A MODEL NUMBER**

- A Select Basic Model
- B Select Size
- C Select Trim Color
  - SA = Sand
  - GR = Grey
  - WG = Warm Grey
  - BL = Black

**SPECIAL SERVICES**


**Shipping**  
Packing shall be at the discretion of BSI and is dependent upon sizes and quantities of order.

**List Prices**

Take off 56% discount for Net price;  
(List Price x 0.44)

Add 5% of Net for shipping  
Add 8% of Net for Installation

Specifications and prices subject to change without prior notice.



**Workstation Tool Rails**

- ☛ Accommodates paper management components
- ☛ Attaches between overhead uprights
- ☛ Field installable.

MODEL NUMBER				
Product Line (Ref)	Basic Model	Nom. Size	Trim Color	List Price
T4	GTBS	30	□□	\$108
		36	□□	113
		42	□□	118
		48	□□	123
		54	□□	143
		60	□□	158
	 A	 B	 C	

**HOW TO ORDER**

- Indicate the following information on order form:
- Quantity of each item.
  - Model number, including options. See "How to Build a Model Number."
  - Any special service required.

**HOW TO BUILD A MODEL NUMBER**

- A Select Basic Model
- B Select Size
- C Select Trim Color
  - SA = Sand
  - GR = Grey
  - WG = Warm Grey
  - BL = Black

**SPECIAL SERVICES**


**Shipping**  
Packing shall be at the discretion of BSI and is dependent upon sizes and quantities of order.

**List Prices**

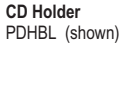
Take off 56% discount for Net price;  
(List Price x 0.44)

Add 5% of Net for shipping  
Add 8% of Net for Installation


Specifications and prices subject to change without prior notice.



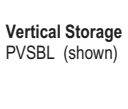
**Accessory Tray**  
PATBL (shown)



**CD Holder**  
PDHBL (shown)



**Diagonal Storage**  
PDSBL (shown)




**Vertical Storage**  
PVSBL (shown)



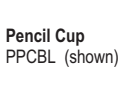
**Telephone Caddy**  
PTCBL (shown)



**Hanging File**  
PFHBL (shown)



**Paper Tray**  
PLLBL (shown)



**Pencil Cup**  
PPCBL (shown)

Tool Rail Paper Management and Accessories				
Product	Description	BSI Part No.	Color	List Price
Accessory Tray	Injection molded plastic, stores the little things, mounts on tool rail	PAT	□□	\$35
CD Holder	Plastic construction, stores up to 10 CDs, mounts on tool rail	PDH	□□	\$28
Diagonal Storage	Plastic construction, three slanted partitions, mounts on tool rail or desktop Dividers in black only	PDS	□□	\$68
Vertical Storage	Plastic construction, for binders, phone books, mounts on tool rail or desktop	PVS	□□	\$42
Telephone Caddy	Plastic construction, holds 8 1/2"W x 9 1/2"D, mounts on tool rail	PTC	□□	\$44
Hanging File Holder	Plastic construction, holds letter and legal folders, mounts on tool rail Folders cascade down	PFH	□□	\$28
Paper Tray	Plastic construction, holds letter and legal paper, mounts on tool rail or desktop	PLL	□□	\$53
Pencil Cup	Injection molded plastic construction, mounts on tool rail	PPC	□□	\$25

I  
A

I  
B

**HOW TO ORDER**

Indicate the following information on order form:

1. Quantity of each item.
2. Model number
3. Select options when available.
3. Any special service required.

**HOW TO BUILD A MODEL NUMBER**

- A Select Part No.
- B Select Color, when applicable
  - BL =Black
  - GR =Grey
  - WG =Warm Grey
  - SA =Sand
  - LG =Light Tone

**SPECIAL SERVICES**

**Shipping**

Packing shall be at the discretion of BSI and is dependent upon sizes and quantities of order.

**List Prices**

Take off 56% discount for Net price;  
(List Price x 0.44)

Add 5% of Net for shipping  
Add 8% of Net for Installation

Specifications and prices subject to change without prior notice.

---

**Badger State Industries**  
**3099 East Washington Ave**  
**Madison WI**  
**PH: 608.240.5200**  
**FX: 608.240.3320**

