

Triumph

Executive Desking

Pricelist


July 2012 Rev1

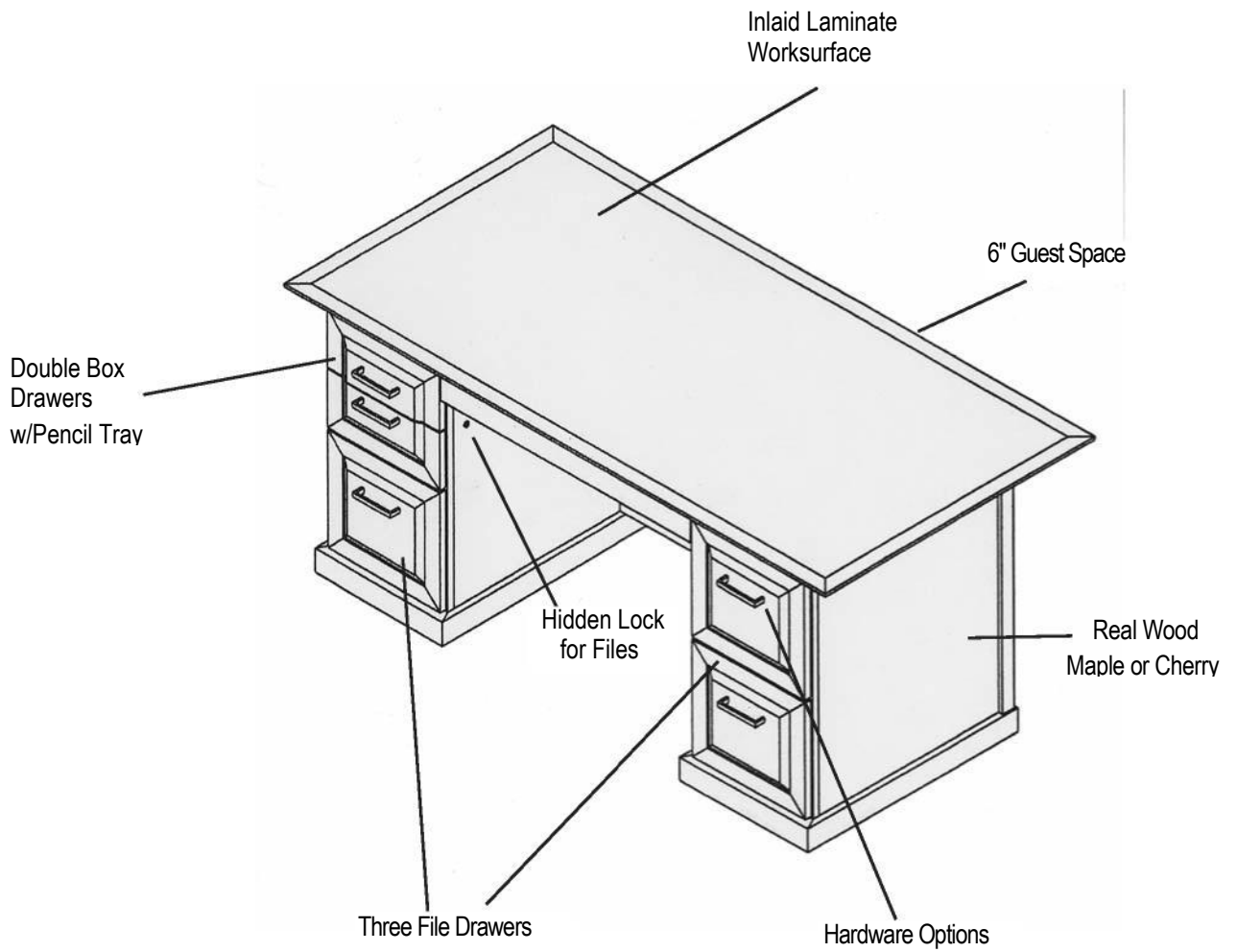


Latest Revisions

Rev. Date	Pages Affected	Description
July 2012 Rev1	All	Discontinued Walnut wood offering from Cambridge Line

Section/Product		Page
Standard Product Overview		3
Desks	4	
Credenzas		8
Hutch	10	
Files		12
Bookcases	14	
TV Cabinets		16
Handles	18	
Knobs		18
Handles & Knobs	18	
Wood/Stain		18
Laminates	19	







- Executive Desk**
- Classic executive styling
 - Solid wood construction with durable, trimmed, laminate top
 - 6" overhang for visitor leg room
 - Removable pencil tray
 - Locking Box/Box/File and File/File
 - Drawers have handles only

Model Number	Basic Model	Height	Door/Drawers	Handles	Top Trim	Bottom Trim	Laminate Colors	Wood/Stain	File Option	
	30x60 TRD3060	<input type="checkbox"/>	FR	HA	ST		SL	<input type="checkbox"/>	<input type="checkbox"/>	
	30x60 TRD3060	<input type="checkbox"/>	FR	HA	SQ		SL	<input type="checkbox"/>	<input type="checkbox"/>	
	30x60 TRD3060	<input type="checkbox"/>	FR	HA	KN		SL	<input type="checkbox"/>	<input type="checkbox"/>	
	30x60 TRD3060	<input type="checkbox"/>	FR	HA	ST	EG	CG	<input type="checkbox"/>	<input type="checkbox"/>	
	30x60 TRD3060	<input type="checkbox"/>	FR	HA	SQ	EG	CG	<input type="checkbox"/>	<input type="checkbox"/>	
	30x60 TRD3060	<input type="checkbox"/>	FR	HA	KN	EG	CG	<input type="checkbox"/>	<input type="checkbox"/>	
	36x72 TRD3672	<input type="checkbox"/>	FR	HA	ST		SL	<input type="checkbox"/>	<input type="checkbox"/>	
	36x72 TRD3672	<input type="checkbox"/>	FR	HA	SQ		SL	<input type="checkbox"/>	<input type="checkbox"/>	
	36x72 TRD3672	<input type="checkbox"/>	FR	HA	KN		SL	<input type="checkbox"/>	<input type="checkbox"/>	
	36x72 TRD3672	<input type="checkbox"/>	FR	HA	ST	EG	CG	<input type="checkbox"/>	<input type="checkbox"/>	
	36x72 TRD3672	<input type="checkbox"/>	FR	HA	SQ	EG	CG	<input type="checkbox"/>	<input type="checkbox"/>	
	36x72 TRD3672	<input type="checkbox"/>	FR	HA	KN	EG	CG	<input type="checkbox"/>	<input type="checkbox"/>	
		A	B	C	D	E	F	G	H	I

HOW TO ORDER

Indicate the following information on order form:

1. Quantity of each item.
2. Model Number, including options. See "How to Build a Model Number".
3. Any special service required.

Note: ● The indicates that a choice is required.

- The absence of the indicates that no choice is required
- Alpha-numeric characters in place of indicate that no other alternatives are available.

HOW TO BUILD A MODEL NUMBER

A Select basic model.

B Height.

D = 30" Height
A = 32" Height

C Door/Drawer.

FR = Framed

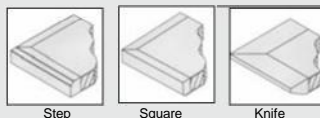
D Select handle style.

HA = Handles (Specify selection from chart on page 18)

E Select top trim.

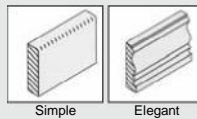
ST = Step
SQ = Square

KN = Knife



F Select bottom trim.

SL = Simple
EG = Elegant



G Select laminate surface

SP = Specify Laminate from page 19
CP = Specify Customer Selection

H Select wood/stain option.

M = Natural Maple
C = Natural Cherry
D = Dark Cherry
See selection chart on page 18

I Select file option.

L = Box/Box File(Left) File/File (Right)
R = Box/Box File(Right) File/File (Left)

List Price

Natural Maple	Natural Cherry	Dark Cherry
\$2795	\$2870	\$2870
2645	2720	2720
2863	2938	2938
2945	3020	3020
2795	2870	2870
3013	3088	3088
3913	4003	4003
3733	3823	3823
3994	4084	4084
4093	4183	4183
3913	4003	4003
4174	4264	4264

PRICING INFORMATION

Prices shown are List Prices
 Standard Discount Method for Products
 in this Price List for all BSI Customers:
 53% Discount for Product Only
 For dock delivery add 5% of net price.
 For installation add an additional 8%
 of net price.

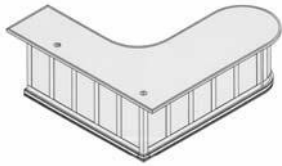
SHIPPING

Packing/Shipping shall be at the
 discretion of BSI and is dependent upon
 sizes and quantities in each order.

Specifications and prices may be
 subject to change without prior notice.

Model Number

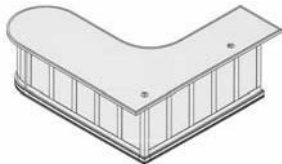
D X L Basic Model Door/Drawer Height Drawers Handles Top Trim Bottom Trim Laminate Colors Wood/Stain End Option



"L" Shaped Desk - Left

- Contemporary executive styling
- Solid wood construction with durable, trimmed, laminate top
- 6" overhang for visitor leg room
- Locking Box/Box/File
- Drawers have handles only

84x84	TRLDL8484	0	FR	HA	ST	SL	00	00
84x84	TRLDL8484	0	FR	HA	SQ	SL	00	00
84x84	TRLDL8484	0	FR	HA	ST	EG	00	00
84x84	TRLDL8484	0	FR	HA	SQ	EG	00	00



"L" Shaped Desk -Right

- Contemporary executive styling
- Solid wood construction with durable, trimmed, laminate top
- 6" overhang for visitor leg room
- Locking Box/Box/File
- Drawers have handles only

84x84	TRLDR8484	0	FR	HA	ST	SL	00	00
84x84	TRLDR8484	0	FR	HA	SQ	SL	00	00
84x84	TRLDR8484	0	FR	HA	ST	EG	00	00
84x84	TRLDR8484	0	FR	HA	SQ	EG	00	00

A B C D E F G H I



HOW TO ORDER

Indicate the following information on order form:

1. Quantity of each item.
2. Model Number, including options. See "How to Build a Model Number".
3. Any special service required.

- Note:
- The indicates that a choice is required.
 - The absence of the indicates that no choice is required
 - Alpha-numeric characters in place of Indicate that no other alternatives are available.

HOWTOBUILDAMODELNUMBER

A Select basic model.

B Height.

D = 30" Height
A = 32" Height

C Door/Drawer.

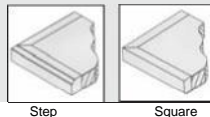
FR = Framed

D Select handle style.

HA = Handles
Specify selection from chart on page 18

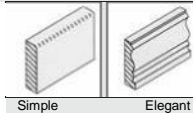
E Select top trim.

ST = Step
SQ = Square



F Select bottom trim.

SL = Simple
EG = Elegant



G Select laminate surface

SP = Specify Laminate from page 19
CP = Specify Customer Selection

H Select wood/stain option.

M = Natural Maple
C = Natural Cherry
D = Dark Cherry
See selection chart on page 18

I Select end option.

C = Closed End
B = Bookcase End

List Price

Natural Maple	Natural Cherry	Dark Cherry
\$6150	\$6275	\$6275
5900	6025	6025
6400	6525	6525
6150	6275	6275
\$6150	\$6275	\$6275
5900	6025	6025
6400	6525	6525
6150	6275	6275

PRICING INFORMATION

Prices shown are List Prices
Standard Discount Method for Products
in this Price List for all BSI Customers:
53% Discount for Product Only For dock
delivery add 5% of net price. For
installation add an additional 8% of net
price.

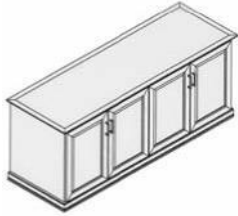
SHIPPING

Packing/Shipping shall be at the
discretion of BSI and is dependent upon
sizes and quantities in each order.

Specifications and prices may be
subject to change without prior notice.

Model Number

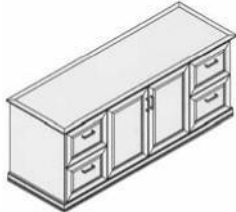
Door/Drawers Handles Top Bottom Laminate Wood/
D X L Basic Model Height Trim Trim Colors Stain



Credenza - All Doors

- Classic executive styling
- Solid wood construction with durable, trimmed, laminate top
- Four fixed shelves
- Four locking doors
- Available with handles only or knobs only

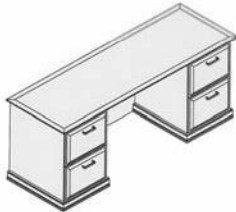
24X72 TRCF2472	0	FR	00	ST	SL	00	0
24X72 TRCF2472	0	FR	00	SQ	SL	00	0
24X72 TRCF2472	0	FR	00	KN	SL	00	0
24X72 TRCF2472	0	FR	00	CR	SL	00	0
24X72 TRCF2472	0	FR	00	ST	EG	00	0
24X72 TRCF2472	0	FR	00	SQ	EG	00	0
24X72 TRCF2472	0	FR	00	KN	EG	00	0
24X72 TRCF2472	0	FR	00	CR	EG	00	0



Credenza - Doors and Drawers

- Classic executive styling
- Solid wood construction with durable, trimmed, laminate top
- Four- 12" locking file drawers
- Center cabinet with two fixed shelves
- Available with drawer handles and door knobs or handles only

24X72 TRCD2472	0	FR	00	ST	SL	00	0
24X72 TRCD2472	0	FR	00	SQ	SL	00	0
24X72 TRCD2472	0	FR	00	KN	SL	00	0
24X72 TRCD2472	0	FR	00	CR	SL	00	0
24X72 TRCD2472	0	FR	00	ST	EG	00	0
24X72 TRCD2472	0	FR	00	SQ	EG	00	0
24X72 TRCD2472	0	FR	00	KN	EG	00	0
24X72 TRCD2472	0	FR	00	CR	EG	00	0



**Credenza - Pedestals on the end/
Open in the middle**

- Classic executive styling
- Solid wood construction with durable, trimmed, laminate top
- Locking file drawers on each end
- Available with handles only

24X72 TRCO2472	0	FR	HA	ST	SL	00	0
24X72 TRCO2472	0	FR	HA	SQ	SL	00	0
24X72 TRCO2472	0	FR	HA	KN	SL	00	0
24X72 TRCO2472	0	FR	HA	CR	SL	00	0
24X72 TRCO2472	0	FR	HA	ST	EG	00	0
24X72 TRCO2472	0	FR	HA	SQ	EG	00	0
24X72 TRCO2472	0	FR	HA	KN	EG	00	0
24X72 TRCO2472	0	FR	HA	CR	EG	00	0

A B C D E F G H



HOW TO ORDER

Indicate the following information on order form:

- Quantity of each item.
- Model Number, including options. See "How to Build a Model Number".
- Any special service required.

- Note: • The indicates that a choice is required.
- The absence of the indicates that no choice is required
 - Alpha-numeric characters in place of indicate that no other alternatives are available.

HOW TO BUILD A MODEL NUMBER

A Select basic model.

B Height.

D = 30"
Height

C Door/Drawer.

FR = Framed

D Select handle/knob style.

HB = Knobs

HA = Handles

HK = Handles & Knobs

(Specify selection from chart on page 18)

E Select top trim.

ST = Step

SQ = Square

KN = Knife



Step



Square



Knife

F Select bottom trim.

SL = Simple

EG = Elegant



Simple



Elegant

G Select laminate surface

SP = Specify Laminate from page 19

CP = Specify Customer Selection

H Select wood/stain option.

M = Natural Maple

C = Natural Cherry

D = Dark Cherry

See selection chart on page 18

List Price

Natural Maple	Natural Cherry	Dark Cherry
\$4338	\$4428	\$4428
4158	4248	4248
4419	4509	4509
4338	4428	4428
4518	4608	4608
4338	4428	4428
4599	4689	4689
4518	4608	4608
4788	4878	4878
4608	4698	4698
4869	4959	4959
4788	4878	4878
4968	5058	5058
4788	4878	4878
5049	5139	5139
4968	5058	5058
4438	4528	4528
4258	4348	4348
4519	4609	4609
4438	4528	4528
4618	4708	4708
4438	4528	4528
4699	4789	4789
4618	4708	4708

PRICING INFORMATION

Prices shown are List Prices
 Standard Discount Method for Products
 in this Price List for all BSI Customers:
 53% Discount for Product Only For
 dock delivery add 5% of net price. For
 installation add an additional 8% of net
 price.

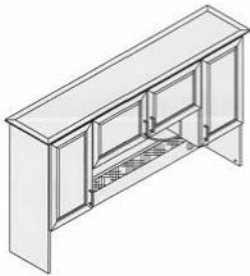
SHIPPING

Packing/Shipping shall be at the
 discretion of BSI and is dependent upon
 sizes and quantities in each order.

Specifications and prices may be
 subject to change without prior notice.

Model Number

D X L	Basic Model	Door/ Drawers	Handles	Top Trim	Wood/ Stain
12x72	TRH72	FR	00	SQ	0
12x72	TRDH72	FR	00	CR	0
12x72	TRDH72	FR	00	KN	0
		A	B	C	D
				D	E



Hutch

- Classic executive styling
- Solid wood construction
- End cabinets have two adjustable shelves
- Two corner accent shelves
- Recessed lighting
- Grommets
- Tackboard
- Available with handles only or knobs only

HOW TO ORDER

Indicate the following information on order form:

1. Quantity of each item.
2. Model Number, including options. See "How to Build a Model Number".
3. Any special service required.

- Note:
- The indicates that a choice is required.
 - The absence of the indicates that no choice is required
 - Alpha-numeric characters in place of indicate that no other alternatives are available.

HOW TO BUILD A MODEL NUMBER

A Select basic model.

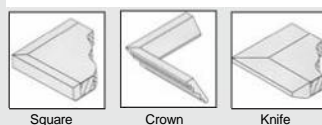
B Door/Drawer.
FR = Framed

C Select knob style.

H B = K n o b s
HA = Handles
(Specify selection from chart on page 18)

D Select top trim.

SQ = Square
CR = Crown
KN = Knife



E Select wood/stain option.

M = Natural Maple
C = Natural Cherry
D = Dark Cherry See selection chart on page 18

Specify tackboard fabric.

List Price

Natural Maple	Natural Cherry	Dark Cherry
\$2945	\$2980	\$2980
3085	3120	3120
3148	3183	3183

PRICING INFORMATION

Prices shown are List Prices
 Standard Discount Method for Products
 in this Price List for all BSI Customers:
 53% Discount for Product Only For
 dock delivery add 5% of net price. For
 installation add an additional 8% of net
 price.

SHIPPING

Packing/Shipping shall be at the
 discretion of BSI and is dependent upon
 sizes and quantities in each order.

Specifications and prices may be
 subject to change without prior notice.

Model Number



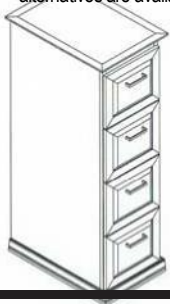
D	X	L	Basic Model	Door/ Drawers	Handl	Top Trim	Bottom Trim	Laminate Colors	Wood/ Stain
24	x42	TRL42		FR	HA	ST	SL	00	0

HOW TO ORDER

Indicate the following information on order form:

- Quantity of each item.
- Model Number, including options. See "How to Build a Model Number".
- Any special service required.

- Note:
- The indicates that a choice is required.
 - The absence of the indicates that no choice is required
 - Alpha-numeric characters in place of indicate that no other alternatives are available.



Lateral

- Class
- So
- Two
- Hidden
- Accepts hanging front to back side to side filing

HOW TO BUILD A MODEL NUMBER

A Select basic model.
24x42 TRL42

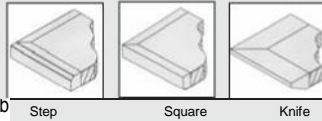
B Door/Drawer.
FR = Framed

C Select handle style.
HA = Handles

Vertical

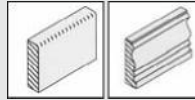
- Class
- Solid
- Four
- Acc
- Availab

D Select top trim.
ST = Step :56 TRV4I
SQ = Square :56 TRV4I
KN = Knife



E Select bottom trim.

- SL = Simple
- EG = Elegant



F Select laminate surface

- SP = Specify Laminate from page 19
- CP = Specify Customer Selection

G Select wood/stain option.

- M = Natural Maple
 - C = Natural Cherry
 - D = Dark Cherry
- See selection chart on page 18

C | B | C | D | E | F

List Price

Natural Maple	Natural Cherry	Dark Cherry	
\$2578	\$2606	\$2606	
2523	2551	2551	
2602	2630	2630	
2633	2661	2661	
2578	2606	2606	
2657	2685	2685	
2412	2447	2447	
2342	2377	2377	
2444	2479	2479	
2482	2517	2517	
2412	2447	2447	2461
2414	2549	2549	2563

PRICING INFORMATION

Prices shown are List Prices
 Standard Discount Method for Products
 in this Price List for all BSI Customers:
 53% Discount for Product Only
 For dock delivery add 5% of net price.
 For installation add an additional 8%
 of net price.

SHIPPING

Packing/Shipping shall be at the
 discretion of BSI and is dependent upon
 sizes and quantities in each order.

Specifications and prices may be
 subject to change without prior notice.



- Bookcase**
- Classic executive styling
 - Solid wood construction
 - 48" high bookcase
2-adjustable shelves
 - 60 high bookcase
3-adjustable shelves
 - 72" high bookcase
4-adjustable shelves

		Model Number						
D	X	W	X	H	Basic Model	Top Trim	Bottom Trim	Wood/Stain
		15	34	48	TRB48	SQ	SL	<input type="checkbox"/>
		15	34	48	TRB48	KN	SL	<input type="checkbox"/>
		15	34	48	TRB48	CR	SL	<input type="checkbox"/>
		15	34	48	TRB48	SQ	EG	<input type="checkbox"/>
		15	34	48	TRB48	KN	EG	<input type="checkbox"/>
		15	34	48	TRB48	CR	EG	<input type="checkbox"/>
		15	34	60	TRB60	SQ	SL	<input type="checkbox"/>
		15	34	60	TRB60	KN	SL	<input type="checkbox"/>
		15	34	60	TRB60	CR	SL	<input type="checkbox"/>
		15	34	60	TRB60	SQ	EG	<input type="checkbox"/>
		15	34	60	TRB60	KN	EG	<input type="checkbox"/>
		15	34	60	TRB60	CR	EG	<input type="checkbox"/>
		15	34	72	TRB72	SQ	SL	<input type="checkbox"/>
		15	34	72	TRB72	KN	SL	<input type="checkbox"/>
		15	34	72	TRB72	CR	SL	<input type="checkbox"/>
		15	34	72	TRB72	SQ	EG	<input type="checkbox"/>
		15	34	72	TRB72	KN	EG	<input type="checkbox"/>
		15	34	72	TRB72	CR	EG	<input type="checkbox"/>
						A	B	C
								D



HOW TO ORDER

Indicate the following information on order form:


1. Quantity of each item.
2. Model Number, including options. See "How to Build a Model Number".
3. Any special service required.

- Note:
- The **O** indicates that a choice is required.
 - The absence of the **O** indicates that no choice is required
 - Alpha-numeric characters in place of **O** Indicate that no other alternatives are available.

HOW TO BUILD A MODEL NUMBER

A Select basic model.

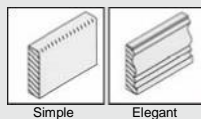
- B Select top trim.**
SQ = Square
CR = Crown



KN = Knife

C Select bottom trim.

- SL** = Simple
EG = Elegant



D Select wood/stain option.

- M** = Natural Maple
C = Natural Cherry
D = Dark Cherry See selection chart on page 18

List Price

Natural Maple	Natural Cherry	Dark Cherry
\$2535	\$2563	\$2563
2614	2642	2642
2590	2618	2618
2690	2618	2618
2669	2697	2697
2645	2673	2673
2687	2715	2715
2766	2794	2794
2742	2770	2770
2742	2770	2770
2821	2849	2849
2797	2825	2825
2841	2869	2869
2920	2948	2948
2896	2924	2924
2896	2924	2924
2975	3003	3003
2951	2979	2979

PRICING INFORMATION

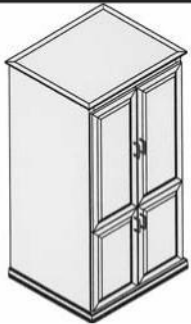
Prices shown are List Prices
 Standard Discount Method for Products in this Price List for all BSI Customers:
 53% Discount for Product Only
 For dock delivery add 5% of net price.
 For installation add an additional 8% of net price.

SHIPPING

Packing/Shipping shall be at the discretion of BSI and is dependent upon sizes and quantities in each order.

Specifications and prices may be subject to change without prior notice.

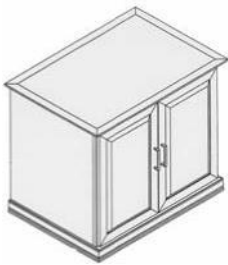
Model Number



TV/VCR Cabinet

- Classic executive styling
- Solid wood construction
- 1 adjustable shelf
- 1 fixed shelf
- Casters
- Locking unit
- Doors slide into the cabinet for easy viewing
- Available with handles only or knobs only

D X L	Basic Model	Door/ Drawers	Handl	Top Trim	Bottom Trim	Laminate Colors	Wood/ Stain
24x77	TRTV	FR	HA	ST	SL	00	0
24x77	TRTV	FR	HA	SQ	SL	00	0
24x77	TRTV	FR	HA	KN	SL	00	0
24x77	TRTV	FR	HA	CR	SL	00	0
24x77	TRTV	FR	HA	ST	EG	00	0
24x77	TRTV	FR	HA	SQ	EG	00	0
24x77	TRTV	FR	HA	KN	EG	00	0
24x77	TRTV	FR	HA	CR	EG	00	0



TV Cabinet Stand

- Classic executive styling
- Solid wood construction with durable laminate top
- 1 adjustable shelf
- Locking unit
- Casters
- Available with handles only or knobs only

36x26	TRTS	FR	HA	ST	SL	00	0
36x26	TRTS	FR	HA	SQ	SL	00	0
36x26	TRTS	FR	HA	KN	SL	00	0
36x26	TRTS	FR	HA	CR	SL	00	0
36x26	TRTS	FR	HA	ST	EG	00	0
36x26	TRTS	FR	HA	SQ	EG	00	0
36x26	TRTS	FR	HA	KN	EG	00	0
36x26	TRTS	FR	HA	CR	EG	00	0

A B C D E F G

HOW TO ORDER

Indicate the following information on order form:

- Quantity of each item.
- Model Number, including options. See "How to Build a Model Number".
- Any special service required.

- Note:
- The indicates that a choice is required.
 - The absence of the indicates that no choice is required
 - Alpha-numeric characters in place of indicate that no other alternatives are available.

HOW TO BUILD A MODEL NUMBER

A Select basic model.

B Door/Drawer.

FR = Framed

C Select knob style.

HA = Handles

See selection chart on page 18

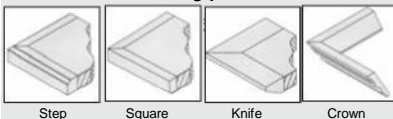
D Select top trim.

SQ = Square

CR = Crown

KN = Knife

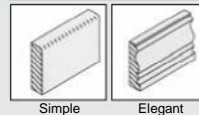
ST



E Select bottom trim.

SL = Simple

EG = Elegant



F Select laminate surface

SP = Specify Laminate from page 19

CP = Specify Customer Selection

G Select wood/stain option.

M = Natural Maple

C = Natural Cherry

D = Dark Cherry See

selection chart on page 18

List Price

Natural Maple	Natural Cherry	Dark Cherry
\$2955	\$2980	\$2980
2905	2930	2930
2978	3003	3003
2955	2980	2980
3005	3030	3030
2955	2980	2980
3028	3053	3053
3005	3030	3030
1597	1622	1622
1547	1572	1572
1620	1645	1645
1597	1622	1622
1647	1672	1672
1597	1622	1622
1670	1695	1695
1647	1672	1672

PRICING INFORMATION

Prices shown are List Prices Standard Discount Method for Products in this Price List for all BSI Customers: 53% Discount for Product Only For dock delivery add 5% of net price. For installation add an additional 8% of net price.

SHIPPING

Packing/Shipping shall be at the discretion of BSI and is dependent upon sizes and quantities in each order.

Specifications and prices may be subject to change without prior notice.

Handles

TRIUMPH SWATCHES



Knobs



Wood/Stain




Natural Maple




Natural Cherry



Dark Cherry




Frosty White
Wilsonart
#1573-60



White Sand
Wilsonart
#D403-60



Putty
Wilsonart
#1508-60



Grey
Wilsonart
#1500-60



Fossil Grey
Neveamar
#S6031T



Grey Moss
Wilsonart
15008-60



Micarta
#ST9154E



Tungsten EV
Neveamar
#SG0004T



Weathered Grey
Copper EV
Wilsonart
#4811-60



Titanium EV
Wilsonart
#4814-60




Garden Mist

Silicon EV



Wilsonart
#4818-60

Wilsonart
#4810-60



Oxygen EV
Wilsonart
#4809-60



Radium EV
Wilsonart
#4812-60



Nickel EV
Wilsonart
#4813-60



Cesium EV
Wilsonart
#4815-60



Karratha Brush
Wilsonart
#4744-60



Maroochy Bush
Wilsonart
#4745-60



Illawarra Brush
Wilsonart
4806-60



Barcoo Brush
Wilson Art
#4821-60



Woolamai Brush
Wilsonart
#4746-60



Wild Oats Matrix
Neveamar
#MR7002T



Straw Matrix
Neveamar
#MR2006T




Greige Matrix
Neveamar
#MR2002T



Frech Blue Matrix
Neveamar
#MR3003T



Winter Grey Matrix
Neveamar
#MR6005T



Storm Grey Matrix
Micarta
#51M40E



Charcoal Matrix
Neveamar
#MR6002T



Kensigton Maple
Wilsonart
#10776-38



Monticello Maple
Wilsonart
#7925*38



Castle Oak
Wilsonart
#7928-38



Cherry Storm
Wilsonart
#7054-38



Biltmore Cherry
Wilsonart
#7924-38



Brighton Walnut
Wilsonart
#7885T-60



English Oak (HT)
Wilson Art
#7885T-60



Recon Oak
Neveamar
#WZ-0005N



Regency Walnut
Formica Winchester
#385-58



Victoria Mahogany
Formica
#7583

For most up to date laminates please visit www.buybsi.com/lam.html

Buying from BSI can make a real difference.

You are supporting Wisconsin companies, which add to the tax base and employ our taxpaying citizens.

You are helping save taxpayer money through promotion of successful reintegration of offenders into our communities.

You are promoting environmental responsibility through the use of "green" products and development of alternative fuels.

Revenues earned are reinvested in recycling initiatives to keep our landfills safe of pollutants.

Revenues are used to develop meaningful vocational programs for training inmates for release.

You are helping us make our institutions safer by reducing inmate idleness.

Low Prices!

It's Quick and Easy!

One stop shopping for a wide variety of quality products.



Showroom and Business Office
3099 East Washington Ave..
Madison, Wisconsin 53704

PHONE: 608-240-5200

FAX: 608-240-3321

TOLL FREE: 800-862-1086

Web site: www.buybsi.com
